



## PANACHAND K. SHAH & CO.

Panachand K. Shah B.Com., L.L.B., F.C.A., DISA (ICA)

## CHARTERED ACCOUNTANTS

410-411, Parmeshwari Centre,  
M.M. Malaviya Road,  
Opp. Nandanvan Indl. Estate,  
Mulund (W), Mumbai 400 080.  
Tel.: 2564 2056 / 57  
Cell : 98200 51300  
Email : pkshah\_co@yahoo.co.in

Ref.: INDEPENDENT AUDITOR'S REPORT

To the Members of  
**KREMOINT PHARMA PRIVATE LIMITED.**

Date :

### Opinion

We have audited the standalone financial statements of KREMOINT PHARMA PRIVATE LIMITED (the "Company"), which comprise the Balance Sheet as at March 31, 2021, and the Statement of Profit and Loss, the Cash Flow Statement and the Statement of Changes in Equity and notes to the financials statement, and a summary of significant accounting policies and other explanatory information.

In our opinion and to the best of our information and according to the explanations given to us, the aforesaid standalone financial statements give the information required by the Act in the manner so required and give a true and fair view in conformity with the accounting principles generally accepted in India, of the state of affairs of the Company as at March 31, 2021, and its profit, (changes in equity) and its cash flows for the year ended on that date.

### Basis for Opinion

We conducted our audit in accordance with the Standards on Auditing (SAs) specified under section 143(10) of the Companies Act, 2013. Our responsibilities under those Standards are further described in the Auditor's Responsibilities for the Audit of the Financial Statements section of our report. We are independent of the Company in accordance with the Code of Ethics issued by the Institute of Chartered Accountants of India together with the ethical requirements that are relevant to our audit of the financial statements under the provisions of the Companies Act, 2013 and the Rules there under, and we have fulfilled our other ethical responsibilities in accordance with these requirements and the Code of Ethics. We believe that the audit evidence we have obtained is sufficient and appropriate to provide a basis for our opinion.



## **Key Audit Matters**

We have determined that there are no key audit matters to communicate in our report.

## **Information Other than the Standalone Financial Statements and Auditor's Report thereon**

The Company's Board of Directors is responsible for the preparation of Other Information. The other information comprises of Board of Directors Report but does not include the standalone financial statements and our auditor's report thereon.

Our opinion on the standalone financial statements does not cover the other information and we do not express any form of assurance conclusion thereon.

In connection with our audit of standalone financial statement, our responsibility is to read the other information and, in doing so, consider whether the other information is materially inconsistent with the standalone financial statements or our knowledge obtained during the course of our audit or otherwise appears to be materially misstated.

If, based on the work we have performed, we conclude that there is material misstatement of this other information, we are required to report that fact. We have nothing to report in this regard.

## **Management's Responsibility for the Financial Statements**

The Company's Board of Directors is responsible for the matters stated in Section 134(5) of The Companies Act, 2013 ("the Act") with respect to preparation of these Ind AS financial statements that give a true and fair view of the financial position, financial performance, cash flows and changes in equity of the Company in accordance with the accounting principles generally accepted in India including Indian Accounting Standards (Ind AS) specified under Section 133 of the Companies Act, 2013. This responsibility also includes maintenance of adequate accounting records in accordance with the provisions of the Act for safeguarding the assets of the Company and for preventing and detecting frauds and other irregularities; selection and application of appropriate accounting policies; making judgments and estimates that are reasonable and prudent; and design, implementation and maintenance of adequate internal financial controls, that were operating effectively for ensuring the accuracy and completeness of the accounting records, relevant to the preparation and presentation of Ind AS



financial statements that give a true and fair view and are free from material misstatement whether due to fraud or error.

In preparing the financial statements, management is responsible for assessing the Company's ability to continue as a going concern, disclosing, as applicable, matters related to going concern and using the going concern basis of accounting unless management either intends to liquidate the Company or to cease operations, or has no realistic alternative but to do so.

Those Board of Directors are also responsible for overseeing the Company's financial reporting process.

### **Auditor's Responsibilities for the Audit of Financial Statements**

Our objectives are to obtain reasonable assurance about whether the financial statements as a whole are free from material misstatement, whether due to fraud or error, and to issue an auditor's report that includes our opinion. Reasonable assurance is a high level of assurance, but is not a guarantee that an audit conducted in accordance with SAs will always detect a material misstatement when it exists. Misstatements can arise from fraud or error and are considered material if, individually or in the aggregate, they could reasonably be expected to influence the economic decisions of users taken on the basis of these financial statements.

As part of an audit in accordance with SAs, we exercise professional judgment and maintain professional skepticism throughout the audit. We also:

- Identify and assess the risks of material misstatement of the financial statements, whether due to fraud or error, design and perform audit procedures responsive to those risks, and obtain audit evidence that is sufficient and appropriate to provide a basis for our opinion. The risk of not detecting a material misstatement resulting from fraud is higher than for one resulting from error, as fraud may involve collusion, forgery, intentional omissions, misrepresentations, or the override of internal control.
- Obtain an understanding of internal control relevant to the audit in order to design audit procedures that are appropriate in the circumstances. Under section 143(3)(i) of the Companies Act, 2013, we are also responsible for expressing our opinion on whether the company has adequate internal financial controls with reference to financial statements in place and the operating effectiveness of such controls.



- Evaluate the appropriateness of accounting policies used and the reasonableness of accounting estimates and related disclosures made by management.
- Conclude on the appropriateness of management's use of the going concern basis of accounting and, based on the audit evidence obtained, whether a material uncertainty exists related to events or conditions that may cast significant doubt on the Company's ability to continue as a going concern. If we conclude that a material uncertainty exists, we are required to draw attention in our auditor's report to the related disclosures in the financial statements or, if such disclosures are inadequate, to modify our opinion. Our conclusions are based on the audit evidence obtained up to the date of our auditor's report. However, future events or conditions may cause the Company to cease to continue as a going concern
- Evaluate the overall presentation, structure and content of the financial statements, including the disclosures, and whether the financial statements represent the underlying transactions and events in a manner that achieves fair presentation.

We communicate with those charged with governance regarding, among other matters, the planned scope and timing of the audit and significant audit findings, including any significant deficiencies in internal control that we identify during our audit.

We also provide those charged with governance with a statement that we have complied with relevant ethical requirements regarding independence, and to communicate with them all relationships and other matters that may reasonably be thought to bear on our independence, and where applicable, related safeguards.

From the matters communicated with those charged with governance, we determine those matters that were of most significance in the audit of the financial statements of the current period and are therefore the key audit matters. We describe these matters in our auditor's report unless law or regulation precludes public disclosure about the matter or when, in extremely rare circumstances, we determine that a matter should not be communicated in



our report because the adverse consequences of doing so would reasonably be expected to outweigh the public interest benefits of such communication.

### **Report on Other Legal and Regulatory Requirements**

1. As required by the Companies (Auditor's Report) Order, 2016 ("the Order") issued by the Central Government of India in terms of Section 143(11) of the Act, we give in the Annexure A statement on the matters specified in paragraphs 3 and 4 of the Order to the extent possible.
2. As required by Section 143(3) of the Act, we report that:
  - (a) We have sought and obtained all the information and explanations which to the best of our knowledge and belief were necessary for the purpose of our audit;
  - (b) In our opinion, proper books of account as required by law have been kept by the Company so far as appears from our examination of those books.
  - (c) The Balance Sheet, the Statement of Profit and Loss, and the Cash Flow Statement & Statement of Changes in Equity dealt with by this Report agree with the books of account.
  - (d) In our opinion, the aforesaid Ind AS financial statements comply with the Indian Accounting Standards specified under Section 133 of the Act read with Rule 7 of the Companies (Accounts) Rules, 2014, Companies (Indian Accounting Standards) Rules, 2015, as amended.
  - (e) Based on the written representations received from the directors as on March 31, 2021, taken on record by the Board of Directors, none of the directors is disqualified as on March 31, 2021, from being appointed as a director in terms of Section 164(2) of the Act.
  - (f) With respect to the adequacy of the internal financial controls over the financial reporting of the company and operating effectiveness of such controls, refer to our separate report in "Annexure B".



(g) With respect to the other matter to be included in Auditor's Report in accordance with the requirements of Section 197(16) of the Act, as amended:

In our opinion and to the best of our information and according to the explanations given to us, the Remuneration paid by the company to its directors during the year is in accordance with provisions of Section 197 of the Act.

(h) With respect to the matters to be included in the Auditor's Report in accordance with Rule 11 of the Companies (Accounts and Audit) Rules, 2014, in our opinion and to the best of our information and according to the explanations given to us:

- a. The company has no pending litigation and therefore of the question of its impact on financial statement does not arise.
- b. The company did not have any long-term contracts including derivative contracts for which there were any material foreseeable losses.
- c. The company is not required to transfer any amount to Investor Education and Protection Fund.

For Panachand K Shah & Co.  
Chartered Accountants



Panachand K Shah  
Proprietor  
Membership No: 033253  
FR No.107271W

Date: 10/05/2021

Place: Mumbai

Udin: 21033253AAAAB05860



## Annexure A to Independent Auditors' Report

(Referred to in of our report of even date to the members of KREMOINT PHARMA PRIVATE LIMITED.)

i. (a) The Company has maintained proper records showing full particulars including quantitative details and situation of fixed assets.

(b) The fixed assets have been physically verified by the management at reasonable intervals and no material discrepancies were noticed on such verification. In our opinion, the frequency of physical verification is reasonable in relation to the size of the Company and the nature of its fixed assets.

(c) According to the information and explanation given to us, the records examined by us and examination of the registered sale deed provided to us, We report that the deed of Land and Office Premises are in the name of the Company. In respect of Land that have been taken on Lease and Disclosed as Fixed Assets in Standalone Financial Statements, the lease agreements are in the name of the Company

ii. The management has conducted physical verification of the inventories at reasonable intervals during the period and no material discrepancies were noticed on such verification.

iii. As per the records and documents presented to us, the company has not granted any loans, secured or unsecured to companies, firms, Limited Liability Partnership or other parties covered in the register maintained under section 189 of the Companies Act.

(a) This clause is not applicable since the company has not granted any loan.

(b) This clause is not applicable since the company has not granted any loan



(c) This clause is not applicable since the company has not granted any loan

iv. In our opinion and according to the information and explanation given to us, the company has complied with the provisions of section 185 and 186 of the Act, with respect to loans and investments.

v. The company has not accepted any deposits covered under provisions of section 73 to 76 of the Act.

vi. The maintenance of the Cost Records has not been specified by the Central Government U/s 148(1) of The Companies Act, 2013 for the business Activities carried out by the Company. Thus Reporting under Clause 3(vi) of the Order is Not Applicable to the Company.

vii. (a) According to information and explanations given to us and on the basis of our examination of the records of the company, amounts deducted/accrued in the books of accounts in respect of undisputed statutory dues including income tax, sales tax, value added tax, cess and other material statutory dues have been regularly deposited during the year by the Company with appropriate authorities.

According to the information and explanation given to us, no undisputed amounts payable in respect of income tax, GST, cess and other material statutory dues which were outstanding as at 31 March, 2021 for a period of more than six months from the date they became payable.

(b) According to the information and explanation given to us, no dues of income tax, GST are disputed or pending with any forum.

viii. In our opinion and according to the information and explanation given to us, the Company has not defaulted in repayment of dues to Financial Institution, Banks as at Balance Sheet date.

ix. The Company did not raise any money by way of initial public offer or further public offer (including debt instruments) and term loans during the year. Accordingly paragraph 3(ix) of the Order is not applicable.

x. According to the information and explanations given to us, no material fraud by the Company or on the Company by its officers or employees has been noticed or reported during the course of our audit.





xi. According to the information and explanations given to us, the company has paid managerial remuneration in accordance with the requisite approvals wherever applicable and mandated by the provision of Section 197 read with Schedule V of The Companies Act, 2013.

xii. In our opinion and according to the information and explanations given to us, the Company is not a Nidhi company. Accordingly, paragraph 3(xii) of the Order is not applicable.

xiii. According to the information and explanations given to us and based on our examination of the records of the Company, transactions with the related parties are in compliance with sections 177 and 188 of the Act where applicable and details of such transactions have been disclosed in the Ind AS financial statements as required by the applicable accounting standards.

xiv. According to the information and explanations give to us and based on our examination of the records of the Company, the Company has not made any preferential allotment or private placement of shares or fully or partly convertible debentures during the year.

xv. According to the information and explanations given to us the Company has not entered into non-cash transactions with directors or persons connected with its directors and hence provision of the Section 192 of The Companies Act,2013 are not applicable.

xvi. The Company is not required to be registered under section 45-IA of the Reserve Bank of India Act 1934.

For Panachand K Shah & Co.  
Chartered Accountants



Panachand K Shah  
Proprietor  
Membership No  
033253  
FR No.107271W



Date: 10/05/2021

Place: Mumbai

Udin:

21033253 AAAAB75860

## **Annexure B to the Independent Auditors' Report**

### **Report on the Internal Financial Controls under clause (i) of Sub-section 3 of Section 143 of the Companies Act, 2013**

We have audited the internal financial controls over financial reporting of KREMOINT PHARMA PRIVATE LIMITED as of 31 March 2021 in conjunction with our audit of financial statements of the Company for the year ended on that date.

#### **Management's Responsibility for Internal Financial Controls**

The Company's management is responsible for establishing and maintaining internal financial controls based on the internal control over financial reporting criteria established by the Company considering the essential components of internal control stated in the Guidance Note on Audit of Internal Financial Controls over Financial Reporting issued by the Institute of Chartered Accountants of India ('ICAI'). These responsibilities include the design, implementation and maintenance of adequate internal financial controls that were operating effectively for ensuring the orderly and efficient conduct of its business, including adherence to Company's policies, the safeguarding of its assets, the prevention and detection of frauds and errors, the accuracy and completeness of the accounting records, and the timely preparation of reliable financial information, as required under the Companies Act, 2013.

#### **Auditors' Responsibility**

Our responsibility is to express an opinion on the Company's internal financial controls over financial reporting based on our audit. We conducted our audit in accordance with the Guidance Note on audit of Internal Financial Controls over Financial Reporting (the "Guidance Note") and the Standards on Auditing, issued by ICAI and deemed to be prescribed under section 143(10) of the Companies Act, 2013, to the extent applicable to an audit of internal financial controls, both applicable to an audit of Internal Financial Controls and, both issued by the Institute of Chartered Accountants of India. Those Standards and Guidance Note require that we comply with ethical requirements and plan and perform the audit to obtain reasonable assurance about whether adequate internal financial



controls over financial reporting was established and maintained and if such controls operated effectively in all material respects.

Our audit involves performing procedures to obtain audit evidence about the adequacy of the internal financial controls system over financial reporting and their operating effectiveness. Our audit of internal financial controls over financial reporting included obtaining an understanding of internal financial controls over financial reporting, assessing the risk that a material weakness exists, and testing and evaluating the design and operating effectiveness of internal control based on the assessed risk. The procedures selected depend on the auditor's judgment, including the assessment of the risks of material misstatement of the financial statements, whether due to fraud or error.

We believe that the audit evidence we have obtained is sufficient and appropriate to provide basis for our audit opinion on the Company's internal financial controls system over financial reporting.

### **Meaning of Internal Financial Controls over Financial Reporting**

A Company's internal financial control over financial reporting is a process designed to provide reasonable assurance regarding the reliability of financial reporting and the preparation of financial statements for external purpose in accordance with generally accepted accounting principles. A Company's internal financial controls over financial reporting include those policies and procedures that (1) pertain to maintenance of records that, in reasonable detail, accurately and fairly reflect the transactions and dispositions of the assets of the company; (2) provide reasonable assurance that transactions are recorded as necessary to permit preparation of financial statements in accordance with generally accepted accounting principles, and that receipts and expenditures of the company are being made only in accordance with authorizations of management and directors of company; and (3) provide reasonable assurance regarding prevention or timely detection of unauthorized acquisition, use, or disposition of the Company's assets that could have a material effect on the financial statements.



## Inherent Limitations of Internal Financial Controls over Financial Reporting

Because of the inherent limitations of internal financial controls over financial reporting, including the possibility of collusion or improper management override of controls, material misstatements due to error or fraud may occur and not to be detected. Also, projections of any evaluation of internal financial controls over financial reporting to future periods are subject to the risk that the internal financial control over financial reporting may become inadequate because of changes in conditions, or that the degree of compliance with the policies or procedures may deteriorate.

### Opinion

In our Opinion, the Company has, in all material respects, an adequate financial controls system over financial reporting and such internal financial controls over financial reporting were operating effectively as at 31 march 2021, based on the internal control over financial reporting criteria established by the Company considering the essential components of internal control stated in the Guidance Note on Audit of Internal Financial Controls over Financial Reporting issued by the Institute of Chartered Accountants of India.

For Panachand K Shah & Co.  
Chartered Accountants



Date: 10/05/2021

Place: Mumbai

Udin: 21033253 AAAAB05860

A handwritten signature in blue ink, appearing to be "Panachand K Shah", with a horizontal line extending to the right and a small flourish at the end.

Panachand K Shah  
Proprietor  
Membership No. 033253  
FR No. 107271W

**KREMOINT PHARMA PVT LTD**  
**Balance Sheet as at March 31, 2021**

Amount in Lakh

Particulars	Note	As at March 31, 2021	As at March 31, 2020
<b>ASSETS</b>			
<b>NON CURRENT ASSETS</b>			
(a) Property, Plant and Equipment	2.1	2,324.40	2,406.98
(b) Capital work-in-progress		-	-
(c) Investment property		-	-
(d) Other intangible assets	2.2	4.47	7.15
<b>(e) Financial Assets</b>			
(i) Investments	3	1.70	1.70
(ii) Loans	4	16.23	16.23
(iii) Others		-	-
(f) Deferred tax asset (net)		-	-
(g) Other non-current assets	5	68.91	71.23
		<b>2,415.71</b>	<b>2,503.29</b>
<b>CURRENT ASSETS</b>			
(a) Inventories	6	493.63	571.04
<b>(b) Financial Assets</b>			
(i) Investments		-	-
(ii) Trade receivables	7	349.78	334.60
(iii) Cash and cash equivalents	8	244.86	37.34
(iv) Bank balances other than (iii) above	9	1,126.13	1,192.93
(v) Loans	10	10.59	12.61
(vi) Others	11	123.34	115.91
(c) Current tax assets (Net)		72.36	45.29
(d) Other current assets	12	83.28	172.93
		<b>2,503.97</b>	<b>2,482.65</b>
<b>TOTAL ASSETS</b>		<b>4,919.68</b>	<b>4,985.94</b>
<b>EQUITY AND LIABILITIES</b>			
<b>EQUITY</b>			
(a) Equity Share Capital	13	6.00	6.00
(b) Other Equity	14	3,145.82	2,507.78
<b>LIABILITIES</b>			
<b>NON-CURRENT LIABILITIES</b>			
<b>(a) Financial Liabilities</b>			
(i) Borrowings	15	11.30	169.29
(iii) Lease Liabilities		-	-
<b>(b) Provisions</b>			
(c) Deferred tax liabilities (Net)	16	150.56	144.16
(d) Other non-current liabilities	17	10.09	11.43
		<b>171.95</b>	<b>324.88</b>
<b>CURRENT LIABILITIES</b>			
<b>(a) Financial Liabilities</b>			
(i) Borrowings	18	330.00	170.51
<b>(ii) Trade payables</b>			
(A) Total outstanding dues of micro enterprises and small enterprises	19	154.50	141.34
(B) Total outstanding dues of other than micro enterprises and small enterprises		128.52	326.00
(iii) Lease Liabilities	20	17.31	21.60
(iv) Other financial liabilities	21	140.70	295.97
<b>(b) Other current liabilities</b>			
(c) Provisions	22	824.88	688.87
(d) Current tax liabilities (Net)	23	-	502.99
		<b>1,595.91</b>	<b>2,147.28</b>
<b>TOTAL LIABILITIES</b>		<b>4,919.68</b>	<b>4,985.94</b>

As per our report of even date  
For Panachand K Shah & Co.  
Chartered Accountants


  
Panachand K Shah  
Proprietor  
Membership No:033253  
F R NO:107271W  
Place : Mumbai  
Date : May 10, 2021



For & on behalf of the Board

B. K. THAKKAR

Bhadresh Thakkar  
Director  
(DIN:00774787)



Shibroor N. Kamath  
Director  
(DIN:00140593)

# KREMOINT PHARMA PVT LTD

## Statement of Profit and Loss Account the year ended March 31, 2021

Amount in Lakh

Particulars	Note	For the year ended March 31, 2021	For the year ended March 31, 2020
<b>INCOME</b>			
I Revenue from Operations	24	3,948.23	3,608.73
II Other Income	25	108.55	191.32
<b>III Total Revenue(I+II)</b>		<b>4,056.78</b>	<b>3,800.05</b>
<b>IV EXPENSES</b>			
Cost of material consumed	26A	1,672.59	1,873.41
Purchases of Stock-in-Trade		199.65	194.54
Changes in inventories of finished goods, work-in-progress and stock-in-Trade	26B	(39.10)	(83.39)
Employee benefits expense	27	591.66	547.54
Finance costs	28	46.39	53.55
Depreciation/Impairment		138.31	162.71
Other Expenses	29	696.93	694.42
<b>Total Expenses</b>		<b>3,306.43</b>	<b>3,442.78</b>
<b>V Profit before exceptional items(III-IV)</b>		<b>750.35</b>	<b>357.27</b>
VI Exceptional Items		(72.57)	1,144.43
<b>VII Profit before tax (V-VI)</b>		<b>822.92</b>	<b>(787.16)</b>
<b>VIII Tax Expense</b>			
(1) Current tax		178.13	82.92
(2) Deferred tax		6.40	(18.44)
(3) Taxation adjustment of earlier years Excess(-)/Short(+)		0.35	0.09
<b>IX Profit/ (loss) for the period (VII-VIII)</b>		<b>638.04</b>	<b>(851.73)</b>
<b>(A)(i)Item that will not be re-classified to profit and loss</b>			
(a) Remeasurement of defined benefit plan		-	-
(ii) Deferred tax relating to items that will not be reclassified to profit or loss		-	-
<b>B (i)Items that will be re-classified to profit and loss</b>			
<b>XI Total Comprehensive Income for the period(IX+X)</b>		<b>638.04</b>	<b>(851.73)</b>
<b>Earnings per equity share of ₹ 100/- each</b>			
Earnings per share in ₹ (Basic)		10,634.00	(14,195.50)

As per our report of even date

For Panachand K Shah & Co.

Chartered Accountants



Panachand K Shah

Proprietor

Membership No:033253

F R NO:107271W

Place : Mumbai

Date : May 10, 2021




For & on behalf of the Board

B. K. THAKKAR

Bhadresh Thakkar

Director

(DIN:00774787)





Shibroor N. Kamath

Director


(DIN:00140593)

**KREMOINT PHARMA PVT LTD****Statement of Cash Flows for the year ended March 31, 2021**

Amount in Lakh

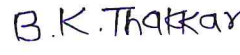
Particulars	For the Year ended March 31, 2021	For the Year ended March 31, 2020
<b>A. Cash Flow from Operating Activities</b>		
Profit before Tax	822.92	(787.16)
Adjustments for:		
Depreciation and Amortisation Expense	138.31	162.71
Loss / (Profit) on sale / write-off of Property, Plant and Equipment (net)	-	(5.91)
Finance Costs	46.39	53.55
Interest on Deposits with Banks	(75.51)	(137.10)
Dividend on Non-current Investment	-	(0.15)
Income on Financial Guarantee Obligation	-	(11.54)
W/off of Eco Rich Investment	(72.57)	1,144.43
<b>Operating Cash flows before Working Capital Changes</b>	<b>859.54</b>	<b>418.83</b>
Changes in working capital:		
Adjustments for (increase) / decrease in operating assets:		
Non-Current Loans	-	(0.96)
Other Non-Current Assets	0.82	(14.36)
Inventories	77.41	(79.15)
Trade Receivables	(15.18)	336.65
Current Loans	2.02	(3.21)
Other Current Financial Assets	(43.41)	34.92
Other Current Assets	89.65	(70.92)
Adjustments for increase / (decrease) in operating liabilities:		
Other Non Current liabilities	(1.34)	(1.35)
Current Trade Payables	(184.32)	15.24
Other Current Financial liabilities	(212.97)	(24.92)
Other Current liabilities	136.01	(14.25)
Fixed Deposit released against bank guarantee	(430.42)	-
<b>Cash Generated from Operations</b>	<b>277.81</b>	<b>596.52</b>
Net Income tax paid	(205.55)	(109.29)
<b>Net Cash Flow generated / (used in) from Operating Activities</b>	<b>72.26</b>	<b>487.23</b>
<b>B. Cash Flow from Investing Activities</b>		
Capital expenditure on Property, Plant and Equipment, including capital advance	(51.55)	(179.48)
Interest on Deposits with Banks	111.49	131.70
Dividend on Non-current Investments	-	0.15
Net changes in other Bank Balances	(87.85)	(60.01)
<b>Net Cash used in Investing Activities</b>	<b>(27.91)</b>	<b>(107.64)</b>
<b>C. Cash flow from financing activities</b>		
Long term & Short term loan	54.91	(275.90)
Interest paid	(46.39)	(53.55)
Payment of Dividend including DDT	-	(21.70)
<b>Net Cash used in Financing Activities</b>	<b>8.52</b>	<b>(351.15)</b>
<b>Net (decrease)/ increase in cash and cash equivalent</b>	<b>52.87</b>	<b>28.44</b>
<b>Cash and cash equivalent at the beginning of the period</b>	<b>37.34</b>	<b>8.90</b>
<b>Cash and cash equivalent at End of the period</b>	<b>90.21</b>	<b>37.34</b>

As per our report of even date  
For Panachand K Shah & Co.  
Chartered Accountants


  
Panachand K Shah  
Proprietor  
Membership No:033253  
F R NO:107271W  
Place : Mumbai  
Date : May 10, 2021



For & on behalf of the Board

  
B.K.Thakkar  
Bhadresh Thakkar  
Director  
(DIN:00774787)



  
Shibroor N. Kamath  
Director  
(DIN:00140593)

**KREMOINT PHARMA PVT LTD****Statement of Change in Equity as at March 31, 2020**

Amount in Lakh

Particulars	Number of Shares	Amount
Equity Share Capital of Rs. 100/- as at 1st April, 2020	6000	6.00
Changes during the year	-	-
Equity Share Capital of Rs. 100/- as at 31st March, 2021	6000	6.00

Amount in Lakh

Other Equity	Retained Earnings	General Reserves	Total Other Equity
Opening Balance	2,341.78	166.00	2,507.78
Profit for the Year	638.04	-	638.04
<b>Closing Balance</b>	<b>2,979.82</b>	<b>166.00</b>	<b>3,145.82</b>

**Statement of Change in Equity as at March 31, 2020**


Amount in Lakh

Particulars	Number of Shares	Amount
Equity Share Capital of Rs. 100/- as at 1st April, 2019	6000	6.00
Changes during the year	-	-
Equity Share Capital of Rs. 100/- as at 31st March, 2020	6000	6.00

Amount in Lakh

Other Equity	Retained Earnings	General Reserves	Total Other Equity
Opening Balance	3,215.20	166.00	3,381.20
Profit/(Loss) for the Year	(851.73)	-	(851.73)
Dividend (including DDT)	(21.70)	-	21.70
<b>Closing Balance</b>	<b>2,341.78</b>	<b>166.00</b>	<b>2,507.78</b>

As per our report of even date  
For Panachand K Shah & Co.  
Chartered Accountants

  
Panachand K Shah  
Proprietor  
Membership No:033253  
F R NO:107271W  
Place : Mumbai  
Date : May 10, 2021




For &amp; on behalf of the Board

B. K. Thakkar

Bhadresh Thakkar  
Director  
(DIN:00774787)



  
Shibroor N. Kamath  
Director  
(DIN:00140593)



## **Kremoint Pharma Private Limited**

**Notes to Financial Statements as at and for the year ended March 31, 2021**

### **Corporate Information:**

Kremoint Pharma Private Limited ("the Company") is a Private limited Company, incorporated on May 12, 1992 & domicile in India under the Companies Act, 2013("the Act"), having its registered office at B-8, Additional Ambernath MIDC, Opposite Anand Nagar Octroi Naka, Ambernath, Thane, Maharashtra - 421506. The Company is engaged in manufacturing, marketing, trading and export of pharmaceutical products. The Company has its own manufacturing facility at Ambernath.

The financial statements of the Company for the year ended March 31, 2021 were authorized for issue in accordance with a resolution of the Board of Directors on May 10, 2021.

### **Note 1. Significant Accounting Policies:**

#### **a) Basis of Preparation:**

The separate financial statements (also referred as standalone financial statements) have been prepared to comply in all material aspects with Indian Accounting Standards (Ind AS) notified under Section 133 of the Act read with the Companies (Indian Accounting Standards) Rules, 2015 as amended from time to time and other relevant provisions of the Act.

The financial statements are prepared and presented in the form set out in Schedule III of the Act, so far as they are applicable thereto. All assets and liabilities have been classified as current / non-current as per the Company's normal operating cycle and other criteria set out in the Schedule III of the Act. Based on the nature of services and their realization in cash and cash equivalents, the company has ascertained its operating cycle as twelve months for the purpose of current / non-current classification of assets and liabilities.

Accounting policies have been consistently applied except where a newly issued accounting standard is initially adopted or a revision to an existing accounting standard requires a change in the accounting policy hitherto in use.

With effect from 1st April, 2019, IND AS 116 – "Leases" (IND AS 116) supersedes IND AS 17 – "Leases". The Company has adopted IND AS 116 using the modified retrospective approach. The application of IND AS 116 has resulted into recognition of 'Right-of-Use' asset with a corresponding Lease Liability in the Balance Sheet.

Moreover, the significant accounting policy used in the preparation of the standalone financial statements have been discussed in below notes.

#### **b) Basis of Measurement:**

The financial statements have been prepared under the historical cost convention, on the accrual basis of accounting except for certain financial assets and liabilities measured at fair value and assets held for sale- measured at fair value less cost to sell and defined benefit plan assets measured at fair value.

Fair value is the price that would be received to sell an asset or paid to transfer a liability in an orderly transaction between market participants at the measurement date, regardless of whether that price is directly observable or estimated using another valuation technique. In estimating the fair value of an asset or a liability, the Company takes into account the characteristics of the asset or liability if the market participants would take those characteristics into account when pricing the asset or liability at the measurement date. Fair value measurement and/or disclosure purposes in the financial statements is determined on such a basis and measurements that have some similarities to fair value but are not fair value, such as net realizable value in Ind AS 2 or value in use in Ind AS 36.

In addition, for financial reporting purposes, fair value measurements are categorized into Level 1, 2 or 3 based on the degree to which the inputs to the fair value measurements are observable and the significance of the inputs to the fair value measurement in its entirety, which are described as follows:

I) Level 1 inputs are quoted prices (unadjusted) in active markets for identical assets or liabilities that the entity can access at the measurement date;

II) Level 2 inputs are inputs, other than quoted prices included in Level 1, that are observable for the asset or liability, either directly or indirectly; and

III) Level 3 inputs are unobservable inputs for the asset or liability.



## Kremoint Pharma Private Limited

Notes to Financial Statements as at and for the year ended March 31, 2021

### c) Use of Estimates:

The preparation of financial statements in conformity with Indian Accounting Standards (Ind AS) requires management to make estimates and assumptions that affect the reported amount of assets, liabilities, revenues and expenses and disclosure of contingent liabilities at the date of the financial statements. The estimates and assumptions used in the accompanying financial statements are based upon management's evaluation of the relevant facts and circumstances as of the date of financial statements, which in management's opinion are prudent and reasonable. Actual results may differ from the estimates used in preparing the accompanying financial statements. Any revision to accounting estimates is recognized prospectively in current and future periods.

Information about critical judgments in applying accounting policies, as well as estimates and assumptions that have the most significant effect to the carrying amounts of assets and liabilities within the next financial year, are included in the accounting policies:

- Fair value measurement of financial instruments
- Measurement of defined benefit obligations
- Measurement and likelihood of occurrence of provisions and contingencies
- Recognition of deferred tax assets
- Leases
- Useful lives of property, plant, equipment and Intangibles
- Impairment of Intangibles
- Impairment of financial assets

### d) Functional and presentation currency:

The financial statements are presented in Indian Rupees, the currency of the primary economic environment in which the Company operates. All the amounts are stated in rupee lakhs.

### I. Property, plant and equipment:

Property, plant and equipment are stated at their original cost (net of Goods and Service Tax wherever applicable) including freight, non-refundable taxes, duties, customs and other incidental expenses relating to acquisition and installation less accumulated depreciation and impairment loss. Interest and other finance charges paid on loans for the acquisition of tangible qualifying assets are apportioned to the cost of fixed assets till they are ready for use.

Freehold land is carried at historical cost.

Expenditure incurred during the period of construction is carried as capital work-in-progress and on completion the costs are allocated to the respective fixed assets.

Pre-operative expenditure comprising of revenue expenses incurred in connection with project implementation during the period up to commencement of commercial production are treated as part of the project costs and are capitalized. Such expenses are capitalized only if the project to which they relate, involve substantial expansion of capacity or upgradation.


When major items of property, plant and equipment have different useful lives, they are accounted for as separate items of property, plant and equipment.

The cost of replacement of any property, plant and equipment is recognized in the carrying amount of the item if it is probable that the future economic benefit associated with the item will flow to the Company and its cost can be measured reliably.

When an asset is scrapped or otherwise disposed of, the cost and related depreciation are removed from the books of account and resultant profit (including capital profit) or loss, if any, is reflected in the Statement of Profit and Loss.

Depreciation on tangible assets is provided on straight line method over the useful life of asset prescribed in Part C of schedule II of the Act order to reflect the actual usages of the assets.

S. No.	Assets	Useful Life
(i)	Buildings	30 to 60 Years
(ii)	Plant and Equipment	15 Years
(iii)	Plant and Equipment (Pharmaceutical & Chemical Manufacture)	20 Years
(iv)	Electrical Installations and Equipment	10 years
(v)	Laboratory Equipment	10 years
(vi)	Computers	3 years
(vii)	Furniture and Fixtures	10 years



## Kremoint Pharma Private Limited

Notes to Financial Statements as at and for the year ended March 31, 2021

(viii)	Office Equipments	5 years
(ix)	Vehicles	8 Years
(x)	Servers & Networks	6 years

### II. Intangible Assets:

Identifiable intangible assets are recognized when it is probable that future economic benefits attributed to the asset will flow to the Company and the cost of the asset can be reliably measured.

The estimated useful life of amortizable intangibles is reviewed at the end of each reporting period and change in estimates if any are accounted for on a prospective basis.

All Intangible Assets are measured at cost and amortized so as to reflect the pattern in which the assets economic benefits are consumed. Software capitalized is amortized over useful life of three to five years equally commencing from the year in which, the software is put to use.

### III. Leases

The Company, as a lessee, recognizes a right-of-use asset and a lease liability for its leasing arrangements, if the contract conveys the right to control the use of an identified asset. The contract conveys the right to control the use of an identified asset, if it involves the use of an identified asset and the Company has substantially all of the economic benefits from use of the asset and has right to direct the use of the identified asset. The cost of the right-of-use asset shall comprise of the amount of the initial measurement of the lease liability adjusted for any lease payments made at or before the commencement date plus any initial direct costs incurred. The right-of-use assets is subsequently measured at cost less any accumulated depreciation, accumulated impairment losses, if any and adjusted for any remeasurement of the lease liability. The right-of-use assets is depreciated using the straight-line method from the commencement date over the shorter of lease term or useful life of right-of-use asset.

The Company measures the lease liability at the present value of the lease payments that are not paid at the commencement date of the lease. The lease payments are discounted using the interest rate implicit in the lease, if that rate can be readily determined. If that rate cannot be readily determined, the Company uses incremental borrowing rate. For short-term and low value leases, the Company recognizes the lease payments as an operating expense on a straight-line basis over the lease term.

Transition to Ind AS 116 Ministry of Corporate Affairs ("MCA") through Companies (Indian Accounting Standards) Amendment Rules, 2019 and Companies (Indian Accounting Standards) Second Amendment Rules, has notified Ind AS 116 Leases which replaces the existing lease standard, Ind AS 17 Leases, and other interpretations. Ind AS 116 sets out the principles for the recognition, measurement, presentation and disclosure of leases for both lessees and lessors. It introduces a single, on-balance sheet lease accounting model for lessees. The Company has adopted Ind AS 116, effective annual reporting period beginning April 1, 2019 and applied the standard to its leases, using the modified retrospective approach, with the cumulative effect of initially applying the standard, recognized on the date of initial application (April 1, 2019). Accordingly, the Company has not restated comparative information, instead, the cumulative effect of initially applying this standard has been recognized as an adjustment to the opening balance of retained earnings as on April 1, 2019.

### IV. Financial Instruments:

A financial instrument is any contract that gives rise to a financial asset of one entity and a financial liability or equity instrument of another entity

#### Classification

On initial recognition the Company classifies financial assets as subsequently measured at amortized cost, fair value through other comprehensive income or fair value through profit or loss on the basis of its business model for managing the financial assets and the contractual cash flow characteristics of the financial asset.

The Company classifies all financial liabilities as subsequently measured at amortized cost, fair value through other comprehensive income or fair value through profit or loss except for financial liabilities measured at fair value through profit or loss



## **Kremoint Pharma Private Limited**

**Notes to Financial Statements as at and for the year ended March 31, 2021**

### **Initial recognition and measurement**

All financial assets (not measured subsequently at fair value through profit or loss) are recognized initially at fair value plus transaction costs that are attributable to the acquisition of the financial asset.

All financial liabilities are recognized initially at fair value and, in the case of loans and borrowings and payables, net of directly attributable transaction costs.

#### **Financial assets and liability at amortized cost**

**A 'financial asset' is measured at the amortized cost if both the following conditions are met:**

- i) the asset is held within a business model whose objective is to hold assets/liability for collecting/paying contractual cash flows,  
And
- ii) Contractual terms of the asset/liability give rise on specified dates to cash flows that are solely payments of principal and interest (SPPI) on the principal amount outstanding.

Financial liabilities are subsequently carried at amortized cost using the effective interest method. For trade and other payables maturing within one year from the balance sheet date, the carrying amounts approximate fair value due to the short maturity of these instruments.

After initial measurement, such financial assets/liability are subsequently measured at amortized cost using the effective interest rate (EIR) method. Amortized cost is calculated by taking into account any discount or premium and fees or costs that are an integral part of the EIR. The EIR amortization is included in finance income/expense in the Statement of Profit and Loss. The losses arising from impairment are recognized in the Statement of Profit and Loss.

#### **Financial assets at fair value through the Company's statement of profit or loss**

A financial asset which is not classified in any of the above categories are subsequently fair valued through profit or loss.

### **IV.1 Investments:**

Investments in subsidiaries and associates are accounted at cost in accordance with Ind AS 27 – Separate financial statements.

Investments that are readily realizable and intended to be held for not more than a year are classified as current investments.

The Company has made an irrevocable election to present subsequent changes in the fair value of equity investments, not held for trading, in other comprehensive income.

Any gain or loss on disposal of an investment property is recognized in statement of profit and loss.

### **IV.2 Cash and cash equivalents:**

Cash and cash equivalents consists of cash on hand, short demand deposits and highly liquid investments that are readily convertible into known amounts of cash and which are subject to an insignificant risk of change in value. Short term means investments with original maturities / holding period of three months or less from the date of investments. Bank overdrafts that are repayable on demand and form an integral part of the Company's cash management are included as a component of cash and cash equivalent for the purpose of statement of cash flow and are shown within borrowing in current liabilities in the balance sheet.

### **IV.3 Trade receivables:**

Trade receivables are amounts due from customers for sale of goods or services performed in the ordinary course of business. Trade receivables are initially recognized at its transaction price which is considered to be its fair value and are classified as current assets as it is expected to be received within the normal operating cycle of the business.

### **IV.4 Borrowings:**

Borrowings are initially recorded at fair value and subsequently measured at amortized costs using effective interest method. Transaction costs are charged to statement of profit and loss as financial expenses over the term of borrowing.



## Kremoint Pharma Private Limited

Notes to Financial Statements as at and for the year ended March 31, 2021

### IV.5 Trade payables:

Trade payables are amounts due to vendors for purchase of goods or services acquired in the ordinary course of business and are classified as current liabilities to the extent it is expected to be paid within the normal operating cycle of the business.

### IV.6 Other financial assets and liabilities:

Other non-derivative financial instruments are initially recognized at fair value and subsequently measured at amortized costs using the effective interest method.

### IV.7 De-recognition of financial assets and liabilities:

The Company derecognizes a financial asset when the contractual right to the cash flows from the asset expires or it transfers the rights to receive the contractual cash flows on the financial asset in a transaction which has substantially all the risk and rewards of ownership of the financial asset are transferred. If the Company retains substantially all the risk and rewards of ownership of a transferred financial asset, the Company continues to recognize the financial asset and also recognizes a collateralized borrowing for the proceeds received.

The Company derecognizes a financial liability when its contractual obligations are discharged, cancelled or expired; the difference between the carrying amount of derecognized financial liability and the consideration paid is recognized as profit or loss.

### IV.8 Derivative financial instruments and hedge accounting:

The Company enters into derivative financial instruments to manage its foreign exchange rate risk. Derivatives are initially recognized at fair value at the date a derivative contract is entered into and are subsequently re-measured to their fair value at the end of each reporting period. The resulting gain or loss is recognized in statement of profit and loss immediately unless the derivative is designated and effective as a hedging instrument, in which event the timing of the recognition in statement of profit and loss depends on the nature of the hedging relationship and nature of hedged items.

Hedge accounting is discontinued when the hedging instrument expires or is sold, terminated or exercised or no longer qualifies for hedge accounting.

## V. Impairment of assets:

### Financial assets:


At each balance sheet date, the Company assesses whether a financial asset is to be impaired. Ind AS 109 requires expected credit losses to be measured through loss allowance. The Company measures the loss allowance for financial assets at an amount equal to lifetime expected credit losses if the credit risk on that financial asset has increased significantly since initial recognition. If the credit risk on a financial asset has not increased significantly since initial recognition, the Company measures the loss allowance for financial assets at an amount equal to 12-month expected credit losses. The Company uses both forward-looking and historical information to determine whether a significant increase in credit risk has occurred.

### Non-financial assets:

Tangible and intangible assets

Property, plant and equipment and intangible assets with finite life are evaluated for recoverability whenever there is any indication that their carrying amounts may not be recoverable. If any such indication exists, the recoverable amount (i.e. higher of the fair value less cost to sell and the value-in-use) is determined on an individual asset basis unless the asset does not generate cash flows that are largely independent of those from other assets. In such cases, the recoverable amount is determined for the cash generating unit (CGU) to which the asset belongs.

If the recoverable amount of an asset (or CGU) is estimated to be less than its carrying amount, the carrying amount of the asset (or CGU) is reduced to its recoverable amount. An impairment loss is recognized in the statement of profit and loss to such extent. When an impairment loss subsequently reverses, the carrying amount of the asset (or a CGU) is increased to the revised estimate of its recoverable amount, such that the increase in the carrying amount does not exceed the carrying amount that would have been determined had no impairment loss been recognized for the asset.



## **Kremoint Pharma Private Limited**

**Notes to Financial Statements as at and for the year ended March 31, 2021**

CGU) in prior years. A reversal of an impairment loss is recognized immediately in statement of profit and loss.

The recoverable amount is the greater of the net selling price and their value in use. Value in use is arrived at by discounting the future cash flows to their present value based on an appropriate discount factor.

### **VI. Inventories:**

and

Inventories of Raw material, packing material, finished goods and work in progress are valued at cost or net realizable value, whichever is lower. Cost of raw materials includes all costs of purchase, conversion and other direct attributable costs (net GST), incurred for bringing the items to their present location and condition and is determined using the weighted average cost method. However, materials and other items held for use in the production of inventories are not written down below cost if the finished goods in which they will be incorporated are expected to be sold at or above cost.

Cost is determined on the moving weighted average method. Finished goods and Work in Progress is computed based on respective moving weighted average price of procured material and appropriate share of labour and other manufacturing overheads. Net realizable value is the estimated selling price in the ordinary course of business, less the estimated costs of completion and the estimated costs necessary to make the sale.

### **VII. Foreign Currency Transactions:**

a) Transactions in foreign currencies are recorded at the exchange rates prevailing on the date of transaction. Foreign currency monetary assets and liabilities are translated at year-end exchange rates. Exchange difference arising on settlement of transactions and translation of monetary items are recognized as income or expense in the year in which they arise.

b) Non-monetary items that are measured in terms of historical cost in a foreign currency are translated using the exchange rates at the dates of the initial transactions. Non-monetary items measured at fair value in a foreign currency are translated using the exchange rates at the date when the fair value is determined. The gain or loss arising on translation of non-monetary items measured at fair value is treated in line with the recognition of the gain or loss on the change in fair value of the item (i.e., translation differences on items whose fair value gain or loss is recognized in OCI or profit or loss are also recognized in OCI or profit or loss, respectively).

### **VIII. Revenue Recognition:**

Revenue is measured at the fair value of consideration received or receivable.

Revenue is recognized when the Company satisfies a performance obligation by transferring a promised good or service to the customer, which is when the customer obtains control of the good or service. A performance obligation may be satisfied at a point in time or over time. The amount of revenue recognized is the amount allocated to the satisfied performance obligation.

Revenue is recognized only when it can be reliably measured and it is probable that future economic benefits will flow to the company.

Revenue from operations includes sales of goods, services, scrap, commission, export incentives. Revenue includes excise duty wherever charged from the customer but excludes service tax and sales tax / value added taxes, Goods and Service Tax amounts collected on behalf of third parties.

#### **1. Sales of Goods:**

Revenue from sale of goods is recognized on transfer of all significant risks and rewards of ownership to the buyer as per the terms of sale.

#### **2. Sales of Services:**

Income from job work is recognized in accordance with terms of contract on completion and is included in sales.

#### **3. Other Operating Income:**

Income in respect of export benefits is recognized to the extent the company is reasonably certain of its ultimate realization.

#### **3. Other Income:**

- a) Income in respect of insurance claims is recognized to the extent the company is reasonably certain of its ultimate realization.
- b) Dividend income is recognized when the right to receive the payment is established.



## Kremoint Pharma Private Limited

Notes to Financial Statements as at and for the year ended March 31, 2021

- c) Interest income from a financial asset is recognized when it is probable that the economic benefits will flow to the Company and the amount of income can be measured reliably. Interest income is accrued on a time basis, by reference to the principal outstanding and at the effective interest rate applicable, which is the rate that exactly discounts estimated future cash receipts through the expected life of the financial asset to that asset's net carrying amount on initial recognition.

### IX. Expenses:

Expenses are accounted for on accrual basis.

### X. Employee Benefits:

#### a) Short Term Employee benefits:

All employee benefits expected to be settled wholly within twelve months after the end of annual reporting period are classified as short-term employee benefits. The undiscounted amount of short-term employee benefits expected to be paid in exchange for the services rendered by employees is recognized as an expense during the period. Benefits such as salaries and wages, etc. and the expected cost of the bonus / ex-gratia are recognized in the period in which the employee renders the related service.

Compensated absences are accounted similar to the short term employee benefits as it is expected to be settled wholly within twelve months after the end of annual reporting period.

#### b) Defined contribution plan:

The Company has a statutory scheme of Provident Fund with the Regional Provident Fund Commissioner and contributions of the company are charged to the Statement of Profit and Loss on accrual basis.

#### c) Defined benefit Plan:

##### (i) Gratuity:

The Company's liability towards gratuity to its employees is covered by a group gratuity policy with an insurance company. The Gratuity Plan provides a lump sum payment to vested employees at retirement, death, incapacitation or termination of employment, of an amount based on the respective employee's salary and the tenure of employment. Liability towards gratuity is provided on the basis of an actuarial valuation using the Projected Unit Credit method and the current service cost and interest on the net defined benefit liability / (asset) is recognized in the statement of profit and loss. Past service cost are immediately recognized in the statement of profit and loss. Actuarial gains and losses net of deferred taxes arising from experience adjustment and changes in actuarial assumptions are recognized in other comprehensive income in the period in which they arise.

##### (ii) Termination Benefits:

Termination benefits are recognized in the statement of profit and loss as and when incurred.

### XI. Borrowing Costs:

Borrowing costs that are attributable to the acquisition, construction or production of a qualifying asset are capitalized as part of cost of such asset till such time as the asset is ready for its intended use. A qualifying asset is an asset that necessarily requires a substantial period of time to get ready for its intended use. All other borrowing costs are recognized as an expense in the period in which they are incurred. Arrangement Fees in respect of long Term Borrowings are amortized over the period of loan.

### XII. Taxes on Income:

Tax Expense comprises of current and deferred tax.

The current income tax charge is calculated on the basis of the tax laws enacted or substantively enacted at the end of the reporting period.

Deferred taxes arising from deductible and taxable temporary differences between the tax base of assets and liabilities and their carrying amount in the financial statements are recognized using substantively enacted tax rates and laws expected to apply to taxable income in the years in which the temporary differences are expected to be received or settled. The deferred tax arising from the initial recognition of goodwill or an asset or liability in a transaction that is not a business combination and affects neither accounting nor taxable profit or loss at the time of the transaction are not recognized.



## **Kremoint Pharma Private Limited**

**Notes to Financial Statements as at and for the year ended March 31, 2021**

Deferred tax asset for all deductible temporary differences and unused tax losses are recognized only to the extent that it is probable that future taxable profit will be available against which the deductible temporary differences can be utilized. The carrying amount of deferred tax assets is reviewed at each reporting date and reduced to the extent that it is no longer probable that sufficient taxable profit will be available to allow all or part of the deferred income tax assets to be utilized.

Deferred tax is measured based on the tax rates and the tax laws enacted or substantively enacted at the balance sheet date.

Dividend distribution tax arising out of payment of dividends to shareholders under the Indian Income Tax Act regulation are recognized in statement of changes in equity as part of associated dividend payment.

### **XIII. Provision & Contingencies:**

As provisions are recognized when there is a present obligation as a result of a past event, it is probable that an outflow of resources embodying economic benefits will be required to settle the obligation and there is a reliable estimate of the amount of the obligation. If the effect of the time value of money is material, provisions are discounted using equivalent period government securities interest rate. Unwinding of the discount is recognized in the statement of profit and loss as a finance cost. Provisions are reviewed at each balance sheet date and are adjusted to reflect the current best estimate.

Contingent liabilities are disclosed when there is a possible obligation arising from past events, the existence of which will be confirmed only by the occurrence or non-occurrence of one or more uncertain future events not wholly within the control of the Company or a present obligation that arises from past events where it is either not probable that an outflow of resources will be required to settle the obligation or a reliable estimate of the amount cannot be made.

Contingent assets are neither recognized nor disclosed in the financial statements. However, when the realization of income is virtually certain, then the related asset is no longer a contingent asset, but it is recognized as an asset.

### **XIV. Earnings per share:**

Basic earnings per share is calculated by dividing the net profit or loss for the period attributable to equity shareholders by the weighted average number of equity shares outstanding during the year. Diluted earnings per share is computed using the net profit for the year attributable to the shareholder' and weighted average number of equity and potential equity shares outstanding during the year including share options, convertible preference shares and debentures, except where the result would be anti-dilutive. Potential equity shares that are converted during the year are included in the calculation of diluted earnings per share, from the beginning of the year or date of issuance of such potential equity shares, to the date of conversion.

### **XV. Off-setting Financial Assets and Liabilities:**

Financial assets and liabilities are offset and the net amount is reported in the balance sheet where there is a legally enforceable rights to offset the recognized amounts and there is an intention to settle on a net basis or realize the asset and settle the liability simultaneously. The legally enforceable rights must not be contingent on future events and must be enforceable in the normal course of business and in the event of default, insolvency or bankruptcy of the Company or counterparty.

### **XVI. Recent Accounting Pronouncements:**

Ministry of Corporate Affairs ("MCA") notifies new standard or amendments to the existing standards. There is no such notification which would have been applicable from April 1, 2020.






**KREMOINT PHARMA PVT LTD**  
Notes to Financial Statements as at and for the year ended March 31, 2021

**Note 2.1 Property, Plant and equipment as at March 31, 2021**

Particulars	Amount in Lakh								
	Land	Building	Plant & equipment	Vehicles	Furniture & fixtures	Office equipment	Computers	Right to Use Asset (Building)	Total
<b>Gross Block</b>									
Opening Balance	695.34	1,031.22	768.66	109.42	169.05	25.90	30.39	39.65	2,869.63
Additions	-	1.98	22.63	1.67	1.19	3.66	2.97	18.96	53.06
Disposals/Transfers	-	-	-	-	-	-	-	39.65	39.65
Closing Balance	695.34	1,033.20	791.29	111.09	170.24	29.56	33.36	18.96	2,883.04
<b>Accumulated Depreciation</b>									
Opening Balance	-	147.09	213.48	18.21	39.53	12.13	12.34	19.88	462.66
Additions	-	25.53	48.31	12.78	16.10	3.77	7.62	21.52	135.63
Disposals/Transfers	-	-	-	-	-	-	-	39.65	39.65
Closing Balance	-	172.62	261.79	30.99	55.63	15.90	19.96	1.75	558.64
<b>Net Block as at March 31, 2021</b>	<b>695.34</b>	<b>860.58</b>	<b>529.50</b>	<b>80.10</b>	<b>114.61</b>	<b>13.66</b>	<b>13.40</b>	<b>17.21</b>	<b>2,324.40</b>

**Note 2.1 Property, Plant and equipment as at March 31, 2020**

Particulars	Amount in Lakh								
	Land	Building	Plant & equipment	Vehicles	Furniture & fixtures	Office equipment	Computers	Right to Use Asset (Building)	Total
<b>Gross Block</b>									
Opening Balance	695.34	1,024.58	717.56	35.51	162.60	23.97	25.47	39.65	2,685.04
Additions	-	6.64	51.10	74.25	6.45	1.93	4.92	39.65	184.93
Disposals/Transfers	-	-	-	0.34	-	-	-	-	0.34
Closing Balance	695.34	1,031.22	768.66	109.42	169.05	25.90	30.39	39.65	2,869.63
<b>Accumulated Depreciation</b>									
Opening Balance	-	106.37	151.88	10.27	22.44	8.12	6.68	19.88	305.75
Additions	-	40.72	61.60	7.94	17.09	4.01	5.66	19.88	156.90
Disposals/Transfers	-	-	-	-	-	-	-	-	-
Closing Balance	-	147.09	213.48	18.21	39.53	12.13	12.34	19.88	462.65
<b>Net Block as at March 31, 2020</b>	<b>695.34</b>	<b>884.13</b>	<b>555.18</b>	<b>91.21</b>	<b>129.52</b>	<b>13.77</b>	<b>18.05</b>	<b>19.77</b>	<b>2,406.98</b>



**KREMOINT PHARMA PVT LTD**

Notes to Financial Statements as at and for the year ended March 31, 2021

**Note 2.2 Intangible Assets as at March 31, 2021**

Particulars	Amount in Lakh	
	Software	Total
<b>Gross Block</b>		
Opening Balance	17.52	17.52
Additions	-	-
Disposals/Transfers	-	-
Closing Balance	17.52	17.52
<b>Accumulated Amortisation</b>		
Opening Balance	10.37	10.37
Amortisation charge for the year	2.68	2.68
Disposals/ Transfers	-	-
Closing Balance	13.05	13.05
<b>Net Block as at March 31, 2021</b>	<b>4.47</b>	<b>4.47</b>

**Note 2.2 Intangible Assets as at March 31, 2020**

Particulars	Amount in Lakh	
	Software	Total
<b>Gross Block</b>		
Opening Balance	13.97	13.97
Additions	3.55	3.55
Disposals/Transfers	-	-
Closing Balance	17.52	17.52
<b>Accumulated Amortisation</b>		
Opening Balance	4.56	4.56
Amortisation charge for the year	5.81	5.81
Disposals/ Transfers	-	-
Closing Balance	10.37	10.37
<b>Net Block as at March 31, 2020</b>	<b>7.15</b>	<b>7.15</b>



**KREMOINT PHARMA PVT LTD**

Notes to Financial Statements as at and for the year ended March 31, 2021

Amount in Lakh

Particulars	As at March 31, 2021	As at March 31, 2020
<b>Note 3. Financial Assets- Non Current Investments</b>		
<b>Investments in Equity Instruments:</b>		
<b>Investment in Subsidiaries, Unquoted, carried at Cost</b>		
-700(Previous year 700)Eipii Exports Pvt. Ltd.	0.70	0.70
-6,99,000(Previous year 6,99,000) Equity Shares of ₹ 10 each/-, fully paid, Eco Rich Cosmetic India Private Limited		
<b>Others (Non-trade, Unquoted and fully paid-up unless otherwise specified)</b>		
Bharat Co-op. Bank Ltd. (At Cost)	1.00	1.00
<b>Total</b>	<b>1.70</b>	<b>1.70</b>
<b>Note 4. Financial Assets- Non Current Loans</b>		
Unsecured -considered good unless otherwise stated		
Security Deposits	16.23	16.23
<b>Total</b>	<b>16.23</b>	<b>16.23</b>
<b>Note 5. Other Non Current Assets</b>		
Unsecured Considered Good		
Capital Advances	1.30	2.80
Balances with Government Authorities	67.61	68.43
<b>Total</b>	<b>68.91</b>	<b>71.23</b>
<b>Note 6. Inventories</b>		
Raw Material	150.41	205.80
Work in Progress	48.21	11.36
Packing Material	143.80	204.93
Finished Goods	63.99	148.95
Goods in Transit	87.22	-
<b>Total</b>	<b>493.63</b>	<b>571.04</b>
<b>Note 7. Financial Assets- Trade Receivables</b>		
Unsecured-considered good		
	349.78	334.60
<b>Total</b>	<b>349.78</b>	<b>334.60</b>
<b>Note 8. Financial Assets- Cash and Cash Equivalents</b>		
FD with bank - maturity less than 3 months		
	154.65	-
Balances with Bank	86.29	33.50
Cash on hand	3.92	3.84
<b>Total</b>	<b>244.86</b>	<b>37.34</b>



**KREMOINT PHARMA PVT LTD**

Notes to Financial Statements as at and for the year ended March 31, 2021

Amount in Lakh

Particulars	As at March 31, 2021	As at March 31, 2020
<b>Note 9. Financial Assets- Other Bank Balances</b>		
FD with bank maturity more than 3 months but less than 12 months	1,126.13	597.11
Margin money deposit	-	595.82
<b>Total</b>	<b>1,126.13</b>	<b>1,192.93</b>
<b>Note 10. Financial Assets- Current Loans</b>		
<b>Unsecured Considered good</b>		
Loans to Employees	10.59	12.61
<b>Total</b>	<b>10.59</b>	<b>12.61</b>
<b>Note 11. Financial Assets- Other Current assets</b>		
Interest Accrued on Fixed Deposits and Advances	33.89	69.87
Export Benefit Receivable	89.45	46.04
<b>Total</b>	<b>123.34</b>	<b>115.91</b>
<b>Note 12. Other Current assets</b>		
Advance to Contractor	2.69	2.69
Advance to Suppliers	4.27	6.56
GST Receivable	55.90	147.53
Prepaid Expenses	20.42	16.15
<b>Total</b>	<b>83.28</b>	<b>172.93</b>



## KREMOINT PHARMA PVT LTD

Notes to Financial Statements as at and for the year ended March 31, 2021

Particulars	Amount in Lakh	
	As at March 31, 2021	As at March 31, 2020
<b>a) Authorised</b>		
24,000 Equity Share of Rs.100/- each	24.00	24.00
1,000 Preference Share of Rs.100/- each	1.00	1.00
<b>Total</b>	<b>25.00</b>	<b>25.00</b>
<b>b) Issued, Subscribed and paid up</b>		
6000 Equity Shares of Re. 100/ each, fully paid	6.00	6.00
<b>Total</b>	<b>6.00</b>	<b>6.00</b>


### c) Reconciliation of share capital

Particulars	As at March 31, 2021		As at March 31, 2020	
	No of shares	Amount	No of shares	Amount
<b>Reconciliation of opening and closing equity share capital</b>				
Opening Balance	6,000	6.00	6,000	6.00
Closing Balance	6,000	6.00	6,000	6.00

### d) Details of shareholders

Particulars	As at March 31, 2021		As at March 31, 2020	
	No of shares held	% Holding	No of shares held	% Holding
<b>Details of shareholders holding more than 5% shares in the Company</b>				
Bliss GVS Pharma Ltd	4,200	70.00	4,200	70.00
Bhadresh K Thakkar	1,190	19.83	1,190	19.83
Hema B Thakkar	610	10.17	610	10.17

e) The Company has only one class of Equity Shares having a par value of Rs. 100/- per share. Each Shareholder is eligible for one vote per share held. The dividend proposed by the Board of Directors is subject to the approval of the shareholders in the ensuing Annual General Meeting, except in case of interim dividend. In the unlikely event of liquidation of the Company, the holders of equity shares will be entitled to receive any of the remaining assets of the company, in proportion to the number of equity shares held by the shareholders.



**KREMOINT PHARMA PVT LTD****Notes to Financial Statements as at and for the year ended March 31, 2021**

Amount in Lakh

Particulars	As at March 31, 2021	As at March 31, 2020
<b>Note 14. Reserves and Surplus</b>		
<b>Surplus in statement of profit and loss</b>		
At the beginning of the year	2,341.78	3,215.21
Add : Profit for the year	638.04	(851.73)
Less : Dividend during the year	-	21.70
<b>Closing Balance at the end of the year</b>	<b>2,979.82</b>	<b>2,341.78</b>
<b>General reserve</b>		
At the beginning of the year	166.00	166.00
Add- Addition during the year	-	-
<b>Closing Balance at the end of the year</b>	<b>166.00</b>	<b>166.00</b>
<b>Total</b>	<b>3,145.82</b>	<b>2,507.78</b>
<b>Note 15. Non Current- Financial Liabilities- Borrowings</b>		
<b>Borrowings</b>		
Rupee Loan from Banks	11.30	169.29
<b>Total</b>	<b>11.30</b>	<b>169.29</b>
<b>Note 16. Deferred Tax Liabilities (Net)</b>		
<b>Deferred Tax Liability</b>		
Depreciation / Impairment	150.56	144.16
<b>Deferred Tax Asset</b>		
Net Deferred tax Asset / (Liability)	-	-
	<b>150.56</b>	<b>144.16</b>
<b>Note 17. Other Non Current Liabilities</b>		
Capital Grants	10.09	11.43
<b>Total</b>	<b>10.09</b>	<b>11.43</b>
<b>Note 18. Current Financial Liabilities- Borrowings</b>		
<b>From Banks:</b>		
Export Bill Discounting Pre-Shipment	-	4.13
Packing credit limit	-	166.38
Working Capital Loan against Deposit	330.00	-
<b>Total</b>	<b>330.00</b>	<b>170.51</b>



**KREMOINT PHARMA PVT LTD****Notes to Financial Statements as at and for the year ended March 31, 2021**

Amount in Lakh

Particulars	As at March 31, 2021	As at March 31, 2020
<b>Note 19. Current Financial Liabilities-Trade Payable</b>		
(A) Outstanding dues of micro enterprises and small enterprises	154.50	141.34
(B) Outstanding dues of creditors other than micro enterprises and small enterprises	128.52	326.00
<b>Total</b>	<b>283.02</b>	<b>467.34</b>
<b>Note 20. Current Lease Liabilities</b>		
Lease Liability	17.31	21.60
<b>Total</b>	<b>17.31</b>	<b>21.60</b>
<b>Note 21. Other Current Financial Liabilities</b>		
Current maturities of long term debt	11.37	69.07
Interest accrued but not due on borrowings	4.93	-
Employee benefits	50.47	33.54
Other Payables	73.93	193.36
<b>Total</b>	<b>140.70</b>	<b>295.97</b>
<b>Note 22. Other Current Liabilities</b>		
Advance from Customer	810.37	684.13
Financial Guarantee Obligation	-	4.36
Statutory Dues:		
Other taxes	14.51	0.38
<b>Total</b>	<b>824.88</b>	<b>688.87</b>
<b>Note 23. Provisions</b>		
Provision against Pledged Fixed Deposits	-	502.99
<b>Total</b>	<b>-</b>	<b>502.99</b>



# KREMOINT PHARMA PVT LTD

## Notes to Financial Statements as at and for the year ended March 31, 2021

Amount in Lakh

	For the year ended March 31, 2021	For the year ended March 31, 2020
<b>Note 24. Revenue from Operations</b>		
Sale of goods including trading sales	3,836.96	3,482.97
Sale of services	3.45	3.37
Other operating revenues		
- Export Incentives	107.82	122.39
<b>TOTAL</b>	<b>3,948.23</b>	<b>3,608.73</b>
<b>Note 25. Other Income</b>		
<b>Interest income:</b>		
-On Bank FD	75.51	126.41
-On Loans and Advances	-	10.69
<b>Dividend Income</b>		
Dividend Income on Non Current Investment designated at FVOCI	-	0.15
<b>Other non-operating income, net:</b>		
-Gain on foreign exchange translation (net)	24.91	44.87
-Gain on sale of assets (net)	-	5.91
-Others	8.13	3.29
<b>TOTAL</b>	<b>108.55</b>	<b>191.32</b>
<b>Note 26A . Cost of Raw Materials Consumed</b>		
-Raw Materials	205.80	169.72
-Packing Materials	204.93	245.24
Opening Stocks - Total	410.73	414.96
Add : Purchase	1,556.08	1,869.18
	<b>1,966.81</b>	<b>2,284.14</b>
-Raw Materials	150.41	205.80
-Packing Materials	143.81	204.93
Closing Stock - Total	<b>294.22</b>	<b>410.73</b>
<b>TOTAL</b>	<b>1,672.59</b>	<b>1,873.41</b>
<b>Note 26B. Changes in Inventories of Finished Goods/WIP/Stock-in-Trade</b>		
<b>Opening Stock of</b>		
-Work in Progress	11.36	48.19
-Finished Products Produced	148.96	28.74
	<b>160.32</b>	<b>76.93</b>





**KREMOINT PHARMA PVT LTD****Notes to Financial Statements as at and for the year ended March 31, 2021**

Amount in Lakh

	For the year ended March 31, 2021	For the year ended March 31, 2020
<b>Less: Closing Stock of</b>		
-Work in Progress	48.21	11.36
-Finished Products Produced	63.99	148.96
-Stock in Trade	87.22	-
	<b>199.42</b>	<b>160.32</b>
<b>Decrease/(Increase) in Stock</b>	<b>(39.10)</b>	<b>(83.39)</b>
 <b>Note 27. Employee Benefit Expenses</b>		
Salaries and wages	520.11	477.47
Contribution to Provident & other funds	28.19	31.79
Gratuity expense	10.00	7.00
Staff welfare Expenses	33.36	31.28
<b>TOTAL</b>	<b>591.66</b>	<b>547.54</b>
 <b>Note 28. Finance Cost</b>		
Interest on term loans	23.02	21.37
Interest on other loans	8.28	21.68
Finance charges	15.09	10.50
<b>TOTAL</b>	<b>46.39</b>	<b>53.55</b>
 <b>Note 29. Other Expenses</b>		
Power and fuel	95.62	104.33
Rent	0.60	1.50
Rates and taxes	24.49	24.90
Insurance	13.47	6.76
<b>Repairs and maintenance</b>		
- Machinery	46.87	49.83
- Others	12.98	18.89
Postage, Telephone and Communication	8.72	11.61
Legal and Professional Charges	24.57	24.57
Advertisement	1.84	5.71
Freight outward	154.72	143.52
Sales promotion expenses	30.04	60.53
Travelling & Conveyance Expenses	7.52	52.12
Auditors' remuneration	5.43	4.50
Donations and contributions	0.25	-
Miscellaneous expenses	269.81	185.65
<b>TOTAL</b>	<b>696.93</b>	<b>694.42</b>




## KREMOINT PHARMA PVT LTD

Notes to Financial Statements as at and for the year ended March 31, 2021

### 30. Fair Value Measurements

#### Financial Instrument by Category

Sr No	Particulars	Amount in Lakh					
		As at March 31, 2021		As at March 31, 2020			
		FVOCI	FVTPL	Amortised Cost	FVOCI	FVTPL	Amortised Cost
(A)	<b>Financial assets (other than investment in subsidiaries and associates)</b>						
	<b>Non current assets</b>						
1	Investments in Unquoted Equity Shares	1.00		0.70	1.00		0.70
2	Non-current loans			16.23			16.23
3	Others						
(B)	<b>Current assets</b>						
1	Trade receivables			349.78			334.60
2	Cash & Cash Equivalents			244.86			37.34
3	Other bank balances			1,126.13			1,192.93
4	Current loans			10.59			12.61
5	Other current financial assets			123.34			115.91
	<b>Total financial assets</b>	<b>1.00</b>		<b>1,871.63</b>	<b>1.00</b>		<b>1,710.32</b>
	<b>Financial liabilities</b>						
(A)	<b>Non-current liabilities</b>						
1	Non-current borrowings			11.30			169.29
(B)	<b>Current liabilities</b>						
1	Current borrowings			330.00			170.51
2	Trade payables			283.02			467.34
3	Lease Liabilities			17.31			21.60
3	Other financial liabilities			140.70			295.97
	<b>Total financial liabilities</b>			<b>782.33</b>			<b>1,124.71</b>



## **KREMOINT PHARMA PVT LTD**

### **Notes to Financial Statements as at and for the year ended March 31, 2021**

#### **Fair value hierarchy**

The fair values of the financial assets and liabilities are included at the amount that would be received to sell an asset or paid to transfer a liability in an orderly transaction between market participants at the measurement date.

This section explains the judgements and estimates made in determining the fair values of the financial instruments that are (a) recognised and measured at fair value and (b) measured at amortised cost and for which fair values are disclosed in the financial statements. To provide an indication about the reliability of the inputs used in determining fair value, the company has classified its financial instruments into the three levels prescribed under the accounting standard. An explanation of each level follows underneath the table.

Level 1: Level 1 hierarchy includes financial instruments measured using quoted prices. The company doesn't have investment in equity instruments that have quoted price.

Level 2: The fair value of financial instruments that are not traded in an active market is determined using valuation techniques which maximise the use of observable market data and rely as little as possible on entity-specific estimates. If all significant inputs required to fair value an instrument are observable, the instrument is included in level 2.

Level 3: If one or more of the significant inputs is not based on observable market data, the instrument is included in this level.

#### **Fair value for assets measured at amortised cost**

During the years mentioned above, there have been no transfers amongst the levels of hierarchy.

The carrying amounts of trade receivables, cash and cash equivalents, and other bank balances, current loans, other current financial assets, current borrowings, trade payables and other financial liabilities are considered to be approximately equal to the fair value.

#### **Valuation process**

The Company evaluates the fair value of financial assets and financial liabilities on periodic basis using the best and most relevant data available. Also, the Company internally evaluates the valuation process and obtains independent price validation for certain instruments wherever necessary

### **31. Financial risk management**

**The company is exposed to credit risk, liquidity risk and Market risk.**

#### **A. Credit risk**

Credit risk arises from cash and bank balances, current and non-current loans, trade receivables and other financial assets measured at amortised cost.

#### **Credit risk management**

Credit risk arises from the possibility that counter party may not be able to settle their obligations as agreed.

The Company periodically assesses the financial reliability of the counter party, taking into account the financial condition, current economic trends, and analysis of historical bad debts and ageing of accounts receivable. Individual limits are set accordingly. Investments at Amortised Cost are strategic investments in associated lines of business activity, the company closely monitors the performance of these Companies.

Bank deposits are placed with reputed banks / financial institutions. Hence, there is no significant credit risk on such fixed deposits.



## KREMOINT PHARMA PVT LTD

### Notes to Financial Statements as at and for the year ended March 31, 2021

Trade Receivable: The Company trades with recognized and credit worthy third parties. It is the Company's policy that all customers who wish to trade on credit terms are subject to credit verification procedures. In addition, receivable balances are monitored on an on-going basis with the result that the Company's exposure to bad debts is not significant. Also the company does not enter into sales transaction with customers having credit loss history. There are no significant credit risks with related parties of the Company. The Company is exposed to credit risk in the event of non-payment by customers. Also credit risk in some of cases are mitigated by letter of credit/Advances from the customer.

The history of trade receivables shows a negligible allowance for bad and doubtful debts.

#### **B. Liquidity risk**

Liquidity risk is defined as the risk that the Company will not be able to settle or meet its obligations on time or at a reasonable price. For the Company, liquidity risk arises from obligations on account of financial liabilities

– borrowings , trade payables and other financial liabilities.

#### **Liquidity risk management**

The company manages its liquidity risk by regularly monitoring its rolling cash flow forecasts. The company's operations provide a natural liquidity of receivables against payments due to creditors. Borrowings are managed through credit facilities agreed with the Banks, internal accruals and realisation of liquid assets. In the event of cash shortfalls, the company approaches the lenders for a suitable term extension.

#### **Maturities of financial liabilities**

Amount in Lakh

As at March 31, 2021	Due in	Due in	Due in	Due after	Total
	Year 0 to 1	Year 1 to 2	Year 3 to 5	Year 5	
Borrowings	330.00	11.30			341.30
Trade payables	283.02				283.02
Lease Liabilities	17.31				17.31
Other financial liabilities	140.70				140.70
<b>Total</b>	<b>771.03</b>	<b>11.30</b>			<b>782.33</b>
As at March 31, 2020	Due in	Due in	Due in	Due after	Total
	Year 0 to 1	Year 1 to 2	Year 3 to 5	Year 5	
Borrowings	170.51	169.29			339.80
Trade payables	467.34				467.34
Lease Liabilities	21.60				21.60
Other financial liabilities	295.97				295.97
<b>Total</b>	<b>955.42</b>	<b>169.29</b>			<b>1124.71</b>

#### **C. Market risk**

Foreign currency risk

The Company is exposed to foreign exchange risk arising from foreign currency receivables and payables. The foreign currency exposures are to USD and EURO.

Foreign currency risk management

Considering the time duration of exposures, the company believes that there will be no significant impact on account of fluctuation in exchange rates.



**KREMOINT PHARMA PVT LTD****Notes to Financial Statements as at and for the year ended March 31, 2021**

Amount in Lakh

Currencies	Financial assets	Financial liabilities	Net Exposure
	Trade receivables	Trade payables	Assets/(Liability)
<b>As at March 31, 2021</b>			
USD	282.27	-	282.27
<b>As at March 31, 2020</b>			
USD	172.21	104.81	67.40
EURO	10.90	-	10.90

**32. Lease**

The Company has adopted IND AS 116 effective from April 1, 2019 and has taken cumulative adjustment to retained earnings on the date of initial application i.e. April 1, 2019. Accordingly previous period information has not been reinstated. This has resulted in recognition of right to use of Rs. 18.96 lakhs (P.Y. 39.65 Lakhs) and corresponding lease liability. In the statement of profit and loss for current period, operating lease expenses which were recognised as other expenses in previous period is now recognised as depreciation expenses for right to use asset and finance cost for interest accrued on lease liability. The adoption of this standard did not have any significant impact on profit and loss account.

**33. Impairment of Investments in Subsidiary and Financial Assets**


During the year, the company were able to recover Rs. 72.57 Lakhs of Fixed Deposits pledged as guarantee to its subsidiary named Eco Rich Cosmetic India Private Limited (Holding 70% Equity Share Capital) for which company created provisions during the previous financial year.

During the previous financial year, As per IndAS 109 The company reviewed the carrying value of its investment made in Eco Rich Cosmetic India Private Limited (Holding 70% Equity Share Capital) and found it to be irrecoverable to full extent therefore company written of its Investment and Trade Advance amount is Eco Rich Cosmetic India Private Limited resulting into Loss of Rs 1144.43 Lakhs which is shown as Exceptional item alongside company have created provision against the guarantees given (FD Pledged).

**34. Tax Reconciliation: -**

(Rs. in Lakh)

Particulars	2020-21	2019-20
Profit Before Taxes	822.92	(787.17)
Income tax rate	25.17%	25.17%
Expected income tax expense	207.11	(198.11)
<b>Tax effect of adjustments to reconcile expected income tax expense to reported income tax expense</b>		
Effect of differential tax rates	(0.53)	(15.24)
Non-deductible expenses for tax purpose	0.29	288.03



**KREMOINT PHARMA PVT LTD****Notes to Financial Statements as at and for the year ended March 31, 2021**

Non Taxable Income	(18.60)	(1.83)
Deductions and exemptions	(10.04)	(3.18)
Others(net)	6.30	(5.19)
Taxation adjustment of earlier years	0.35	0.09
<b>Total Tax Expenses</b>	<b>184.88</b>	<b>64.57</b>

**35. Earning Per Share**

Earning per Share is calculated by dividing the profit attributable to equity share holders by the equity share outstanding at the end of the year.

Particulars	As at March 31, 2021	As at March 31, 2020
Profit after Tax (in Lakh)	638	(852)
No of Equity Shares	6,000	6,000
Earning Per Share (in ₹)	10,634	(14,196)

**36. Related Party Disclosure****Related parties with whom transactions have taken place during the year**Holding Company

Bliss GVS Pharma Ltd.

SubsidiaryEIPII Exports Private Ltd.  
Eco Rich Cosmetic India Private Ltd.Key Management Personnel

1. Mr Bhadresh Keshavji Thakkar
2. Mr. Narsimha Shibroor Kamath
3. Mr Gautam R. Ashra
4. Bliss GVS Pharma Ltd.


Relative of Key Management Personnel

- 1.Ms. Yesha Bhadresh Thakkar
- 2.Mrs Hema Bhadresh Thakkar

**Related Party Transactions**

(Rs in Lakh)

Name	Transaction	For the year ended March 31, 2021	For the year ended March 31, 2020
Mr Bhadresh Keshavji Thakkar	Salary	66.00	36.00
	Dividend Paid	-	3.57
Ms. Yesha Bhadresh Thakkar	Salary	24.00	24.00
	Bonus	1.58	1.58
Mrs. Hema Bhadresh Thakkar	Dividend Paid	-	1.83
Bliss GVS Pharma Ltd.	Sales	1.88	71.67
	Purchase	93.56	42.58
	Job Work Received	3.86	3.91
	Interest Paid	-	0.55
	Dividend Paid	-	12.60
	Advance Received against order	100.00	-
Eipii Exports Pvt. Ltd.	Sales	176.00	-



**KREMOINT PHARMA PVT LTD****Notes to Financial Statements as at and for the year ended March 31, 2021**

Eco Rich Cosmetic India Private Limited	Sales	-	0.75
	Purchase	-	306.23
	Expenses	-	1.12
	Financial Guarantee Obligation	-	10.69

(Rs in Lakh)

Name	Transaction	Outstanding	
		As at March 31, 2021	As at March 31, 2020
Bliss GVS Pharma Ltd.	Sundry Debtors	-	1.52
	Sundry Creditors	27.37	24.81
	Advance from Customer	99.82	-

**37. Capital Commitment & Contingent Liabilities**

(Rs. in Lakh)

Particulars	As at March 31, 2021	As at March 31, 2020
Security given to the Bank on behalf of the Subsidiary	-	595.82
Demand Raised by GST Dept in show cause notice (FY 2018-19 - Rs. 12 Lakh & FY 2017-18 - Rs. 12.70 Lakh)	24.70	-

**38. Employee Benefits**

Company has covered its gratuity liability by a group gratuity plan issued by an Insurance Company under the Plan Employee at retirement is eligible for benefits which will be equal to 15 days salary for each completed year of service subject to maximum limit allowable as per Payment of Gratuity Act, 1972.

**39. Auditor's Remuneration**

(Amount in Lakh)

Particulars	For the year ended March 31, 2021	For the year ended March 31, 2020
Statutory Audit Fees	4.00	4.00
GST Audit Fees	1.00	0.50
Taxation	0.25	-
Others	0.18	-
<b>Total</b>	<b>5.43</b>	<b>4.15</b>

**40. Earnings and Expenditure in Foreign Exchange**

(Amount in Lakh)

Particulars	For the year ended March 31, 2021	For the year ended March 31, 2020
Earning in Foreign Exchange	3102.84	2926.72
Expense in Foreign Exchange	62.90	39.12



**KREMOINT PHARMA PVT LTD**

**Notes to Financial Statements as at and for the year ended March 31, 2021**

**41. Impact of Covid-19**

In March 2020, the World Health Organisation declared COVID-19 to be a pandemic. The company has adopted measures to curb the spread of infection in order to protect the health of its employees and ensure business continuity with minimal disruption.

The company has considered internal and external information while finalizing various estimates in relation to its financial results captions upto the date of approval of the financial results by the Board of Directors. The actual impact of the global health pandemic may be different from that which has been estimated, as the COVID -19 situation evolves In India and globally. The company will continue to closely monitor any material changes to future economic conditions.

Signatures to Notes 1 to 41 forming part of Balance sheet and Statement of Profit and Loss.

**As per our report of even date  
For Panachand K Shah & Co.  
Chartered Accountants**



**Panachand K Shah  
Proprietor  
Membership No:033253  
F R NO:107271W  
Place: Mumbai  
Date: May 10, 2021**



**For & on behalf of the Board**

*B. K. Thakkar*

**Bhadresh Thakkar  
Director  
(DIN:00774787)**



**Shibroor N. Kamath  
Director  
(DIN:00140593)**