

**EIPII EXPORTS PRIVATE LIMITED**

**ANNUAL REPORT**

**2017-18**

## **INDEPENDENT AUDITOR'S REPORT**

To the Members of

### **EIPII EXPORTS PRIVATE LIMITED**

#### **1. Report on the Ind AS financial statements**

We have audited the accompanying Ind AS financial statements of Eipii Exports Private Limited (the "Company"), which comprise the Balance Sheet as at March 31, 2018, the Statement of Profit and Loss, including the statement of Other Comprehensive Income, the Cash Flow Statement and the Statement of Changes in Equity for the year then ended and a summary of significant accounting policies and other explanatory information.

#### **2. Management's Responsibility for the Financial Statements**

The Company's Board of Directors is responsible for the matters stated in Section 134(5) of The Companies Act, 2013 ("the Act") with respect to preparation of these Ind AS financial statements that give a true and fair view of the financial position, financial performance including other comprehensive income, cash flows and changes in equity of the Company in accordance with the accounting principles generally accepted in India including Indian Accounting Standards (Ind AS) specified under Section 133 of the Companies Act, 2013 read with Rule 7 of the Companies (Accounts) Rules, 2014 and the Companies (Indian Accounting Standards) Rules, 2015 as amended. This responsibility also includes maintenance of adequate accounting records in accordance with the provisions of the Act for safeguarding the assets of the Company and for preventing and detecting frauds and other irregularities; selection and application of appropriate accounting policies; making judgments and estimates that are reasonable and prudent; and design, implementation and maintenance of adequate internal financial controls, that were operating effectively for ensuring the accuracy and completeness of the accounting records, relevant to the preparation and presentation of Ind AS financial statements that give a true and fair view and are free from material misstatement whether due to fraud or error.

#### **3. Auditors' Responsibility**

Our responsibility is to express an opinion on these Ind AS financial statements based on our audit.

We have taken into account the provisions of the Act, the accounting and auditing standards and matters which are required to be included in the audit report under the provisions of the Act and the Rules made there under.

We conducted our audit of the Ind AS financial statements in accordance with the Standards on Auditing specified under Section 143(10) of the Act. Those Standards require that we comply with ethical requirements and plan and perform the audit to obtain reasonable assurance about whether the financial statements are free from material misstatements.

An audit involves performing procedures to obtain audit evidence about the amounts and disclosures in the financial statements. The procedure selected depends on auditor's judgment, including the assessment of the risk of material misstatements of the Ind AS financial statements, whether due to fraud or error. In making those risk assessments, the auditor considers internal financial control relevant to the Company's preparation of the Ind AS financial statements that give true and fair view in order to design audit procedures that are appropriate in the circumstances. An audit also includes evaluating the appropriateness of Accounting policies used and the reasonableness of the Accounting estimates made by the Company's directors, as well as evaluating the overall presentation of the Ind AS financial statements.

We believe that the audit evidence we have obtained is sufficient and appropriate to provide a basis for our audit opinion on the Ind AS financial statements.

**Divyesh J Shah & Associates**

Chartered Accountants

410, Parmeshwari Centre  
M M Malaviya Road, Mulund, West  
Mumbai 80



022-25642056/57  
9323461765  
div.shah.j@gmail.com



#### 4. Opinion

In our opinion and to the best of our information and according to the explanations given to us, the aforesaid Ind AS financial statements give the information required by the Act in the manner so required and give a true and fair view in conformity with the accounting principles generally accepted in India, of the state of affairs of the Company as at March 31, 2018 and its profit including other comprehensive income, its cash flows and the changes in equity for the year ended on that date.

#### 5. Report on Other Legal and Regulatory Requirements

1. As required by the Companies (Auditor's Report) Order, 2016 ("the Order") issued by the Central Government of India in terms of Section 143(11) of the Act, we give in the Annexure A statement on the matters specified in paragraphs 3 and 4 of the Order.
2. As required by Section 143(3) of the Act, we report that:
  - (a) We have sought and obtained all the information and explanations which to the best of our knowledge and belief were necessary for the purpose of our audit;
  - (b) In our opinion, proper books of account as required by law have been kept by the Company so far as appears from our examination of those books.
  - (c) The Balance Sheet, the Statement of Profit and Loss, and the Cash Flow Statement dealt with by this Report are in agreement with the books of account.
  - (d) In our opinion, the aforesaid Ind AS financial statements comply with the Indian Accounting Standards (Ind AS) specified under Section 133 of the Act read with Rule 7 of the Companies (Accounts) Rules, 2014, Companies (Indian Accounting Standards) Rules, 2015, as amended.
  - (e) On the basis of the written representations received from the directors as on March 31, 2018, taken on record by the Board of Directors, none of the directors is disqualified as on March 31, 2018, from being appointed as a director in terms of Section 164(2) of the Act.
  - (f) As per Notification No. GSR 583(E) dated June 13, 2017 this report does not include report on Internal Financial Controls under clause (i) of 143(3) of Companies Act 2013, since in our opinion and according to information and explanation given to us the said report is not applicable to the Company.
  - (g) With respect to the matters to be included in the Auditor's Report in accordance with Rule 11 of the Companies (Accounts and Audit) Rules, 2014, in our opinion and to the best of our information and according to the explanations given to us:
    - a. The company has no pending litigation and therefore of the question of its impact on financial statement does not arise.
    - b. The company did not have any long-term contracts including derivative contracts for which there were any material foreseeable losses.
    - c. The company is not required to transfer any amount to Investor Education and Protection Fund.





## 6. Other Matters

The comparative financial information of the company for the year ended March 31, 2018 and the transition date opening balance sheet as at April 1, 2016 prepared in accordance with Ind AS, included in these Ind AS financial statements.

**FOR Divyesh J Shah & Associates  
Chartered Accountants**



**Divyesh J Shah**


**Proprietor**

**Membership No : 103610**

**FR No.118227W**

**Date: 14/04/2018**

**Place: Mumbai**



**EIPII EXPORTS PVT LTD**
**Balance Sheet as at March 31, 2018**

		Amount Rs. in Lakhs		
	Note	As at 31.03.2018	As at 31.03.2017	As at 01.04.2016
<b>BALANCE SHEET</b>				
<b>ASSETS</b>				
<b>NON CURRENT ASSETS</b>				
(a) Property, Plant and Equipment	2.1	4.25	4.57	4.88
(b) Capital work-in-progress	2.1	-	-	-
(c) Investment property	2.2	-	-	-
(d) Other intangible assets	2.3	-	-	-
(e) Financial Assets				
(i) Loans	3	0.25	0.25	0.25
(f) Other non-current assets	4	0.08	0.42	0.71
		<b>4.58</b>	<b>5.24</b>	<b>5.85</b>
<b>CURRENT ASSETS</b>				
(a) Financial Assets				
(i) Trade receivables	5	0.86	65.67	29.04
(ii) Cash and cash equivalents	6	13.14	1.25	57.85
(iii) Bank balances other than (iii) above	7	-	82.17	-
(iv) Others	8	-	0.65	-
(b) Current tax assets (Net)		-	-	0.30
(c) Other current assets	9	54.45	14.46	-
		<b>68.44</b>	<b>164.20</b>	<b>87.19</b>
<b>TOTAL ASSETS</b>		<b>73.02</b>	<b>169.43</b>	<b>93.04</b>
<b>EQUITY AND LIABILITIES</b>				
<b>EQUITY</b>				
(a) Equity Share Capital	10	1.00	1.00	1.00
(b) Other Equity	11	54.60	30.57	22.37
<b>LIABILITIES</b>				
<b>NON-CURRENT LIABILITIES</b>				
(a) Deferred tax liabilities (Net)	12	0.25	0.21	0.08
		<b>0.25</b>	<b>0.21</b>	<b>0.08</b>
<b>CURRENT LIABILITIES</b>				
(a) Financial Liabilities				
(i) Other financial liabilities	13	9.86	7.04	12.91
(b) Other current liabilities	14	5.10	130.54	56.68
(c) Current tax liabilities (Net)		2.21	0.08	-
		<b>17.17</b>	<b>137.65</b>	<b>69.60</b>
<b>TOTAL LIABILITIES</b>		<b>73.02</b>	<b>169.43</b>	<b>93.04</b>

As per our Report of even date  
For Divyesh J Shah & Associates  
Chartered Accountants



Divyesh J Shah  
Proprietor

M. No. 103610  
FRN : 118227W

Place: Mumbai  
Date: 14/04/2018



For & on behalf of the Board

BHADRESH THAKKAR -  
DIRECTOR  
(DIN:00774787)




  
SHIBROOR N. KAMATH  
DIRECTOR  
(DIN:00140593)

## EIPII EXPORTS PVT LTD

Statement Of Profit And Loss for the period ended 31st March 2018

	Note	For the Current Period ended 31.03.2018	Amount Rs. in Lakhs For the Previous Period ended 31.03.2017
<b>PROFIT AND LOSS</b>			
<b>INCOME</b>			
Revenue from Operations (Net)	15	560.00	214.39
Other Income	16	22.42	7.48
<b>Total Revenue</b>		<b>582.42</b>	<b>221.88</b>
<b>EXPENSES</b>			
Cost of material consumed	17a	-	-
Purchases of Stock-in-Trade		494.19	177.81
Changes in inventories of finished goods, work-in-progress and stock-in-Trade	17b	-	-
Employee benefits expense	18	3.60	3.75
Finance costs	19	5.19	0.83
Depreciation		0.32	0.32
Other Expenses	20	44.99	26.64
<b>Total Expenses</b>		<b>548.29</b>	<b>209.34</b>
<b>Profit before exceptional items</b>		<b>34.14</b>	<b>12.54</b>
Exceptional Items		-	-
<b>Profit before tax</b>		<b>34.14</b>	<b>12.54</b>
<b>Tax Expense</b>			
(1) Current tax		10.39	4.10
(2) Deferred tax		0.04	0.10
(3) Taxation adjustment of earlier years Excess(-)/Short(+)		(0.33)	0.13
		10.10	4.33
<b>Profit/(Loss) from continuing operations(after tax)</b>		<b>24.03</b>	<b>8.21</b>
<b>Profit/(Loss) from discontinuing operations(after tax)</b>			
Profit/(Loss) for the year from discontinuing operations		-	-
Tax Expense of discontinuing operations		-	-
		-	-
<b>Profit/ (loss) for the period</b>		<b>24.03</b>	<b>8.21</b>
<b>(A)(i)Item that will not be re-classified to profit and loss</b>			
(a) Remeasurement of defined benefit plan		-	-
(ii) Deferred tax relating to items that will not be reclassified to profit or loss		-	-
<b>B (i)Items that will be re-classified to profit and loss</b>			
<b>Total Comprehensive Income for the period</b>		<b>24.03</b>	<b>8.21</b>
<b>Earnings per equity share of ₹ 1/- each</b>			
Earnings per share (Basic)			
<b>Profit and Loss</b>		<b>24.03</b>	<b>8.21</b>
<b>Total Comprehensive Income</b>		<b>24.03</b>	<b>8.21</b>

As per our Report of even date  
For Divyesh J Shah & Associates  
Chartered Accountants

  
Divyesh J Shah  
Proprietor

M. No. 103610  
FRN : 118227W

Place: Mumbai  
Date: 14/04/2018



For & on behalf of the Board

BHADRESH THAKKAR  
DIRECTOR  
(DIN:00774787)

  
B. K. Thakkar

  
SHIBROOR N. KAMATH  
DIRECTOR  
(DIN:00140593)



**EIPII EXPORTS PRIVATE LIMITED**

**Cash Flow Statement For The Year Ended 31st March, 2018**

Particulars	For the Current Year ended 31.03.2018 Amount Rs.in Lakhs	For the Previous Year ended 31.03.2017 Amount Rs.in Lakhs
<b>A. Cash Flow from Operating Activities</b>		
Profit before Tax	34.14	12.54
Adjustments for:		
Deopreciation and Amortisation Expense	0.32	0.32
Interest on Deposits with Banks	-4.73	-1.61
<b>Operating Cash flows before Working Capital Changes</b>	29.73	11.25
Changes in working capital:		
Other Non-Current Financial Assets	0.34	0.29
Trade Receivables	64.80	0.60
Other Current Financial Assets	-39.99	-14.46
Adjustments for increase / (decrease) in operating liabilities:		
Other Non-Current Financial liabilities	2.82	-5.87
Other Current Financial liabilities	-125.43	36.62
<b>Cash Generated from Operations</b>	<b>-67.73</b>	<b>28.43</b>
Net Income tax paid	-7.93	-3.82
<b>Net Cash Flow generated / (used in) from Operating Activities</b>	<b>-75.66</b>	<b>24.61</b>
<b>B. Cash Flow from Investing Activities</b>		
Interest on Deposits with Banks	5.38	0.96
<b>Net Cash used in Investing Activities</b>	<b>5.38</b>	<b>0.96</b>
<b>C. Cash flow from financing activities</b>		
Loan to subsidiary	-	-
<b>Net Cash used in Financing Activities</b>	<b>-</b>	<b>-</b>
Effect of exchange difference on translation of foreign currency cash and cash equivalents	-	-
Net (decrease)/ increase in cash and cash equivalent	-70.28	25.57
Cash and cash equivalent at the beginning of the period	83.42	57.85
Cash and cash equivalent at End of the period	<b>13.14</b>	<b>83.42</b>

As per our Report of even date

For Divyesh J Shah & Associates  
Chartered Accountants



Divyesh J Shah  
Proprietor

M. No. 103610  
FRN : 118227W

Place: Mumbai  
Date: 14/04/2018



For & on behalf of the Board

*B. K. Thakkar*

BHADRESH THAKKAR -  
DIRECTOR  
(DIN:00774787)

*Shibroor N. Kamath*  
SHIBROOR N. KAMATH -  
DIRECTOR  
(DIN:00140593)

**NOTE 1 :****A CORPORATE INFORMATION**

Eipii Exports Private Limited is a private limited company domiciled in India and incorporated on 25th of November, 2014 under the provisions of the Companies Act, 2013. The company is carrying on business of Trading and Export of Pharmaceutical products

**NOTE B:****SIGNIFICANT ACCOUNTING POLICIES****1 Basis of accounting and preparation of financial statements**

The financial statements of the Company have been prepared in compliance with all material aspects with Indian Accounting Standards (Ind AS) notified under Section 133 of the Companies Act, 2013 (the Act) read with relevant Rules and other relevant provisions of the Act. The financial statements up to year ended 31st March, 2017 were prepared in accordance with the accounting standards notified under the section 133 of the Companies Act 2013, read together with paragraph 7 of the Companies (Accounts) Rules, 2014 (hereinafter referred to as 'IGAAP'). These financial statements are the first financial statements of the Company under Ind AS. As per the principal of Ind AS 101 the date of transition to Ind AS is April 1, 2016 and hence the comparatives for the previous year ended 31st March, 2017 and balance as on 1st April, 2016 have been restated as per principles of Ind AS Refer Note No 28 for the details of significant exemptions availed by the Company on first-time adoption of Ind AS and for an explanation of how the transition from previous GAAP to Ind AS has affected the Company's financial position, financial performance and cash flows. Accounting policies have been applied consistently to all periods presented in these financial statements.

**2 Use of estimates**

The preparation of financial statements in conformity with Indian Accounting Standards (Ind AS) requires management to make estimates and assumptions that affect the reported amount of assets, liabilities, revenues and expenses and disclosure of contingent liabilities at the date of the financial statements. The Management believes that the estimates used in preparation of the financial statements are prudent and reasonable. Difference between the actual results and estimates are recognised in the period in which the results are known/materialised.

**3 Depreciation and amortisation**

Depreciation on Fixed assets has been provided to the extent of depreciable amount on the Straight Line method. Depreciation is provided based on the useful life of the assets as prescribed in Schedule II to the Companies Act, 2013.

**4 Revenue Recognition**

Sales are recognised, net of returns and trade discounts, on transfer of significant risks and rewards of ownership to the buyer, which generally coincides with the delivery of goods to customers. Sales exclude central sales tax and value added tax and GST.

**5 Other income**

Interest, Commission, Incentives are accounted on accrual basis and Export Incentives are accounted on accrual basis

**6 Plant Property and Equipments**

Fixed assets are carried at cost and include amounts added on revaluation less accumulated depreciation and impairment losses, if any. The cost of fixed assets includes interest on borrowings attributable to acquisition of qualifying fixed assets up to the date the asset is ready for its intended use and other incidental expenses incurred up to that date. When an asset is scrapped or otherwise disposed of, the cost and related depreciation are removed from the books of account and resultant profit (including capital profit) or loss, if any, is reflected in the Statement of Profit and Loss.

**7 Earnings per share**

Basic earnings per share is computed by dividing the profit after tax (including the post tax effect of extraordinary items, if any) by the weighted average number of equity shares outstanding during the year.

**8 Taxes on income**


Current tax is the amount of tax payable on the taxable income for the year as determined in accordance with the provisions of the Income Tax Act, 1961. Deferred tax is recognised on timing differences, being the differences between the taxable income and the accounting income that originate in one period and are capable of reversal in one or more subsequent periods. Deferred tax is measured using the tax rates and the tax laws enacted or substantially enacted as at the reporting date. Deferred tax liabilities are recognised for all timing differences. Deferred tax assets are recognised for timing differences of other items only to the extent that reasonable certainty exists that sufficient future taxable income will be available against which these can be realised. Deferred tax assets and liabilities are offset if such items relate to taxes on income levied by the same governing tax laws and the Company has a legally enforceable right for such set off.

**9 Foreign Exchange Transactions**

Transactions in Foreign Currency are recorded in the reporting currency by applying the exchange rates prevailing on the date of transaction. Monetary Assets and Liabilities related to Foreign Currency Transaction, remaining unsettled at the year end, are retranslated at the exchange rate prevailing at the reporting date. Any income or expense on account of exchange difference either on settlement or on transaction is recognised in the Profit and Loss Statement.

**10 Provisions and contingencies**

A provision is recognised when the Company has a present obligation as a result of past events and it is probable that an outflow of resources will be required to settle the obligation in respect of which a reliable estimate can be made. Provisions are not discounted to their present value and are determined based on the best estimate required to settle the obligation at the Balance Sheet date. These are reviewed at each Balance Sheet date and adjusted to reflect the current best estimates.



B.K.T

B.C.



Note 2.1 Property, Plant and equipment As at 31 Mar 2018

	Amount Rs. in Lakhs	
	Plant & equipment	Total
<b>Gross Block</b>		
Opening Balance	4.88	4.88
Additions	-	-
Disposals/Transfers	-	-
Translation adjustment	-	-
Closing Balance	4.88	4.88
<b>Accumulated Depreciation</b>		
Opening Balance	0.32	0.32
Additions	0.32	0.32
Disposals/Transfers	-	-
Translation adjustment	-	-
Closing Balance	0.63	0.63
<b>Net Block</b>	<b>4.25</b>	<b>4.25</b>

Note 2.1 Property, Plant and equipment As at 31 Mar 2017

	Plant & equipment	Total
<b>Gross Block</b>		
Opening Balance	4.88	4.88
Additions	-	-
Disposals/Transfers	-	-
Translation adjustment	-	-
Closing Balance	4.88	4.88
<b>Accumulated Depreciation</b>		
Opening Balance	-	-
Additions	0.32	0.32
Disposals/Transfers	-	-
Translation adjustment	-	-
Closing Balance	0.32	0.32
<b>Net Block</b>	<b>4.57</b>	<b>4.57</b>

Note 3. Financial Assets- Non Current Loans	As at 31.03.2018	As at 31.03.2017	As at 01.04.2016
Unsecured -considered good unless otherwise stated			
Security Deposits	0.25	0.25	0.25
GST Receivable	-	-	-
<b>Total</b>	<b>0.25</b>	<b>0.25</b>	<b>0.25</b>

Note 4. Other Non Current Assets	As at 31.03.2018	As at 31.03.2017	As at 01.04.2016
Unsecured Considered Good			
Advances other than capital advances			
Other Advances (Advances recoverable in cash or kind)			
Prepaid expenses	0.08	0.07	-
	0.08	0.07	-
With Government Authorities (VAT/CENVAT/Service Tax Credit Receivable)	-	0.35	0.71
<b>Total</b>	<b>0.08</b>	<b>0.42</b>	<b>0.71</b>



**EIPII EXPORTS PVT LTD**

Balance Sheet notes as at March 31, 2018

	As at 31.03.2018	As at 31.03.2017	Amount Rs.in Lakhs As at 01.04.2016
<b>Note 5. Financial Assets- Trade Receivables</b>			
Unsecured-considered good	0.86	65.67	29.04
<b>Total</b>	<b>0.86</b>	<b>65.67</b>	<b>29.04</b>


	As at 31.03.2018	As at 31.03.2017	As at 01.04.2016
<b>Note 6. Financial Assets- Cash and Cash Equivalents</b>			
Balances with Bank	13.08	1.17	2.23
Cash on hand	0.06	0.08	0.02
FD with bank - maturity less than 3 months			55.60
<b>Total</b>	<b>13.14</b>	<b>1.25</b>	<b>57.85</b>

	As at 31.03.2018	As at 31.03.2017	As at 01.04.2016
<b>Note 7. Financial Assets- Other Bank Balances</b>			
FD with bank maturity more than 3 months but less than 12 months	-	82.17	-
<b>Total</b>	<b>-</b>	<b>82.17</b>	<b>-</b>

	As at 31.03.2018	As at 31.03.2017	As at 01.04.2016
<b>Note 8. Financial Assets- Other Current assets</b>			
Others	-	0.65	-
<b>Total</b>	<b>-</b>	<b>0.65</b>	<b>-</b>

	As at 31.03.2018	As at 31.03.2017	As at 01.04.2016
<b>Note 9. Non Financial Assets- Other Current assets</b>			
Advances other than capital advances			
Other Advances (Advances recoverable in cash or kind)			
GST Receivable	42.03	-	-
Advance to Suppliers	-	9.41	-
Deposits with Customs, Port Trust etc.	12.42	5.05	-
<b>Total Advances</b>	<b>54.45</b>	<b>14.46</b>	<b>-</b>
(Unsecured-Considered Good, unless Otherwise Stated)			
<b>Total</b>	<b>54.45</b>	<b>14.46</b>	<b>-</b>

	As at 31.03.2018	As at 31.03.2017	As at 01.04.2016
<b>Note 10. Share Capital</b>			
<b>a) Authorised</b>			
1000 Equity Share of Rs.100/- each	1.00	1.00	1.00
<b>Total</b>	<b>1.00</b>	<b>1.00</b>	<b>1.00</b>
<b>b) Issued, Subscribed and paid up</b>			
1000 Equity Shares of Re. 100/- each, fully paid	1.00	1.00	1.00
<b>Total</b>	<b>1.00</b>	<b>1.00</b>	<b>1.00</b>



B.K.T

**EIPII EXPORTS PVT LTD**

Balance Sheet notes as at March 31, 2018

(Amount Rs. in Lakhs)

**C) Reconciliation of share capital**

	As at 31-Mar-2018		As at 31-Mar-2017	
	No of shares	Amount	No of shares	Amount
<b>Reconciliation of opening and closing equity share capital</b>				
Opening Balance	1,000	1.00	1,000	1.00
Addition				
Closing Balance	1,000	1.00	1,000	1.00

**D) Details of shareholders**

	As at 31-Mar-2018		As at 31-Mar-2017	
	No of shares held	% Holding	No of shares held	% Holding
<b>Details of shareholders holding more than 5% shares in the Company</b>				
Bhadresh K Thakkar	300.00	30.00	300.00	30.00
Kremoint Pharma Private Limited	700.00	70.00	700.00	70.00

The Company has only one class of Equity Shares having a par value of Rs. 1/- per share. Each Shareholder is eligible for one vote per share held. The dividend proposed by the Board of Directors is subject to the approval of the shareholders in the ensuing Annual General Meeting, except in case of interim dividend. In the unlikely event of liquidation of the Company, the holders of equity shares will be entitled to receive any of the remaining assets of the company, in proportion to the number of equity shares held by the shareholders.

As at 31.03.2018      As at 31.03.2017

**Note 11. Other Equity**
**Surplus in statement of profit and loss**

Balance as per last Balance Sheet (P&L)	30.57	22.37
Add : Profit for the year	24.03	8.21
<b>Net profit available for appropriation</b>	<b>54.60</b>	<b>30.57</b>
Closing Balance Surplus	54.60	30.57
<b>TOTAL</b>	<b>54.60</b>	<b>30.57</b>

As at 31.03.2018      As at 31.03.2017      As at 01.04.2016

**Note 12. Financial Liabilities-Deferred Tax Liabilities (Net)**
**Deferred Tax Liability**

Depreciation / Impairment	0.25	0.21	0.08
<b>Total</b>	<b>0.25</b>	<b>0.21</b>	<b>0.08</b>
<b>Deferred Tax Asset</b>			
Net Deferred tax Asset / (Liability)	(0.25)	(0.21)	(0.08)

As at 31.03.2018      As at 31.03.2017      As at 01.04.2016

**Note 13. Other Current Financial Liabilities**

Other Payables	9.86	7.04	12.91
<b>Total</b>	<b>9.86</b>	<b>7.04</b>	<b>12.91</b>

As at 31.03.2018      As at 31.03.2017      As at 01.04.2016

**Note 14. Other Current Liabilities**

Revenue received in advance			
Income received in advance from Customers	-	65.14	27.93
	5.10	130.29	55.85
Advance from Customer	5.10	65.14	27.93
Statutory Dues:			
Other taxes	-	0.25	0.83
	-	0.25	0.83
<b>Total</b>	<b>5.10</b>	<b>130.54</b>	<b>56.68</b>



B.K.T.



EIPII EXPORTS PVT LTD  
Profit & Loss notes for the period ended March 31, 2018

	For the Current Period ended 31.03.2018	Amount Rs. in Lakhs For the Previous Period ended 31.03.2017
<b>Note 15. Revenue from Operations</b>		
Sale of goods including trading sales	546.25	201.09
Other operating revenues		
- Export Incentives	13.75	13.30
	13.75	13.30
<b>TOTAL</b>	<b>560.00</b>	<b>214.39</b>

	For the Current Period ended 31.03.2018	For the Previous Period ended 31.03.2017
<b>Note 16. Other Income</b>		
Interest income:		
-On Bank FD	4.71	1.61
	4.71	1.61
Other non-operating income, net:		
-Gain on foreign exchange translation (net)	11.32	5.30
-Others	6.40	0.58
	17.72	5.88
<b>TOTAL</b>	<b>22.42</b>	<b>7.48</b>

	For the Current Period ended 31.03.2018	For the Previous Period ended 31.03.2017
<b>Note 17 a. Cost of Raw Materials Consumed</b>		
Pur of RM + SIT	494.19	177.81

	For the Current Period ended 31.03.2018	For the Previous Period ended 31.03.2017
<b>Note 18. Employee Benefit Expenses</b>		
Salaries and wages	3.60	3.60
Staff welfare Expenses	-	0.15
<b>TOTAL</b>	<b>3.60</b>	<b>3.75</b>

	For the Current Period ended 31.03.2018	For the Previous Period ended 31.03.2017
<b>Note 19. Finance Cost</b>		
Interest on other loans	5.19	0.83
<b>TOTAL</b>	<b>5.19</b>	<b>0.83</b>

	For the Current Period ended 31.03.2018	For the Previous Period ended 31.03.2017
<b>Note 20. Other Expenses</b>		
Insurance	0.40	0.04
Repairs and maintenance		
Postage, Telephone and Communication	-	0.28
Legal and Professional Charges	1.63	0.79
Advertisement	0.04	1.26
Freight outward	32.17	10.32
Sales promotion expenses	1.31	2.63
Travelling & Conveyance Expenses	7.44	7.76
Auditors' remuneration	0.90	1.50
Miscellaneous expenses	1.11	2.05
<b>TOTAL</b>	<b>44.99</b>	<b>26.64</b>



B.K.T.

3

# NOTES TO ACCOUNTS

## 21.Fair Value Measurements

### Financial Instrument by Category

(Rs. in Lakhs)

Sr No	Particulars	As at 31st March 2018			As at 31st March 2017			As at 31st March 2016		
		FVOCI	FVTPL	Amortised Cost	FVOCI	FVTPL	Amortised Cost	FVOCI	FVTPL	Amortised Cost
(A)	Financial assets (other than investment in subsidiaries and associates)									
	<b>Non current assets</b>									
1	Non-current loans			0.25			0.25			0.25
(B)	<b>Current assets</b>						-			-
1	Trade receivables			0.86			65.67			29.04
2	Cash & Cash Equivalents			13.14			1.25			57.85
3	Other bank balances						82.17			-
4	Other current financial assets						0.65			
	<b>Total financial assets</b>			<b>14.25</b>			<b>149.99</b>			<b>87.14</b>
	<b>Financial liabilities</b>									
(A)	<b>Non-current liabilities</b>									
1	Non-current borrowings									
(B)	<b>Current liabilities</b>									
1	Other financial liabilities			9.86			7.04			12.91
	<b>Total financial liabilities</b>			<b>9.86</b>			<b>7.04</b>			<b>12.91</b>



B.K.T.

**NOTES TO ACCOUNTS**

**Fair value hierarchy**

The fair values of the financial assets and liabilities are included at the amount that would be received to sell an asset or paid to transfer a liability in an orderly transaction between market participants at the measurement date.

This section explains the judgements and estimates made in determining the fair values of the financial instruments that are (a) recognised and measured at fair value and (b) measured at amortised cost and for which fair values are disclosed in the financial statements. To provide an indication about the reliability of the inputs used in determining fair value, the company has classified its financial instruments into the three levels prescribed under the accounting standard. An explanation of each level follows underneath the table.

Level 1: Level 1 hierarchy includes financial instruments measured using quoted prices. The company doesn't have investment in equity instruments that have quoted price.

Level 2: The fair value of financial instruments that are not traded in an active market is determined using valuation techniques which maximise the use of observable market data and rely as little as possible on entity-specific estimates. If all significant inputs required to fair value an instrument are observable, the instrument is included in level 2.

Level 3: If one or more of the significant inputs is not based on observable market data, the instrument is included in this level.

**Fair value for assets measured at amortised cost**

During the years mentioned above, there have been no transfers amongst the levels of hierarchy.

The carrying amounts of trade receivables, cash and cash equivalents, and other bank balances, current loans, other current financial assets, current borrowings, trade payables and other financial liabilities are considered to be approximately equal to the fair value.

**Valuation process**

The Company evaluates the fair value of financial assets and financial liabilities on periodic basis using the best and most relevant data available. Also, the Company internally evaluates the valuation process and obtains independent price validation for certain instruments wherever necessary

**22. Financial risk management**

**The company is exposed to credit risk, liquidity risk and Market risk.**

**A Credit risk**

Credit risk arises from cash and bank balances, current and non-current loans, trade receivables and other financial assets measured at amortised cost.

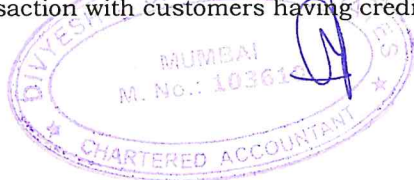
**Credit risk management**

Credit risk arises from the possibility that counter party may not be able to settle their obligations as agreed.

The Company periodically assesses the financial reliability of the counter party, taking into account the financial condition, current economic trends, and analysis of historical bad debts and ageing of accounts receivable. Individual limits are set accordingly.

Bank deposits are placed with reputed banks / financial institutions. Hence, there is no significant credit risk on such fixed deposits.

Trade Receivable: The Company trades with recognized and credit worthy third parties. It is the Company's policy that all customers who wish to trade on credit terms are subject to credit verification procedures. In addition, receivable balances are monitored on an on-going basis with the result that the Company's exposure to bad debts is not significant. Also the company does not enter into sales transaction with customers having credit loss history. There are no significant credit risks with related



B.K.T



**EIPII EXPORTS PVT. LTD.****NOTES TO ACCOUNTS**

parties of the Company. The Company is exposed to credit risk in the event of non-payment by customers. Also credit risk in some of cases are mitigated by letter of credit/Advances from the customer.

The history of trade receivables shows a negligible allowance for bad and doubtful debts.

**B Liquidity risk**

Liquidity risk is defined as the risk that the Company will not be able to settle or meet its obligations on time or at a reasonable price. For the Company, liquidity risk arises from obligations on account of financial liabilities

– borrowings , trade payables and other financial liabilities.

**Liquidity risk management**

The company manages its liquidity risk by regularly monitoring its rolling cash flow forecasts. The company's operations provide a natural liquidity of receivables against payments due to creditors. Borrowings are managed through credit facilities agreed with the Banks, internal accruals and realisation of liquid assets. In the event of cash shortfalls, the company approaches the lenders for a suitable term extension.

**Maturities of financial liabilities****(Rs.in Lakhs)**

As at 31-Mar-2018	Due in Year 0 to 1	Due in Year 1 to 2	Due in Year 3 to 5	Due after Year 5	Total
Other financial liabilities	9.86				9.86
<b>Total</b>	<b>9.86</b>				<b>9.86</b>

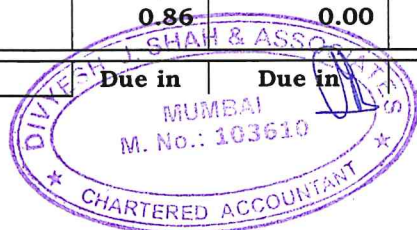
As at 31-Mar-2017	Due in Year 0 to 1	Due in Year 1 to 2	Due in Year 3 to 5	Due after Year 5	Total
Other financial liabilities	7.04				7.04
<b>Total</b>	<b>7.04</b>	<b>0.00</b>			<b>7.04</b>

As at 31-Mar-2016	Due in Year 0 to 1	Due in Year 1 to 2	Due in Year 3 to 5	Due after Year 5	Total
Other financial liabilities	12.91				12.91
<b>Total</b>	<b>12.91</b>				<b>12.91</b>

**Financial Asset****(Rs.in Lakhs)**

As at 31-Mar-2018	Due in Year 0 to 1	Due in Year 1 to 2	Due in Year 3 to 5	Due after Year 5	Total
Security Deposit				0.25	0.25
Trade Receivable	0.86				0.86
<b>Total</b>	<b>0.86</b>	<b>0.00</b>	<b>0.00</b>	<b>0.25</b>	<b>1.11</b>

	Due in	Due in	Due in	Due after	Total
--	--------	--------	--------	-----------	-------



B.K.T

**EIPII EXPORTS PVT. LTD.****NOTES TO ACCOUNTS**

As at 31-Mar-2017	Year 0 to 1	Year 1 to 2	Year 3 to 5	Year 5	
Security Deposit				0.25	<b>0.25</b>
Trade Receivable	65.67				<b>65.67</b>
Other Financial Asset (Current)	0.65				<b>0.65</b>
<b>Total</b>	<b>66.32</b>	<b>0.00</b>	<b>0.00</b>	<b>0.25</b>	<b>66.57</b>

As at 31-Mar-2016	Due in Year 0 to 1	Due in Year 1 to 2	Due in Year 3 to 5	Due after Year 5	Total
Security Deposit				0.25	<b>0.25</b>
Trade Receivable	29.04				<b>29.04</b>
<b>Total</b>	<b>29.04</b>			<b>0.25</b>	<b>29.29</b>

**Market risk**

Foreign currency risk

The Company is exposed to foreign exchange risk arising from foreign currency receivables and payables. The foreign currency exposures are to USD.

Foreign currency risk management

Considering the time duration of exposures, the company believes that there will be no significant impact on account of fluctuation in exchange rates.

**23. Tax Reconciliation (for profit & loss)**

Particulars	31st March	(Rs. In Lakhs)
	2018	31st March 2017
Profit before income tax expense	34.14	12.54
Add: Depreciation as per Companies Act 2013	0.32	0.32
Less: Depreciation as per Income Tax Act	-0.59	-0.69
Add: Expenses debited to P & L to be disallowed	0	0
Taxable Profit	33.87	12.17
Tax Rate	30.68%	33.69%
Income Tax Expense	10.39	4.10



B.K.T.

**EIPI EXPORTS PRIVATE LIMITED**

Notes to Account

24 As per Indian Accounting Standard 24, the disclosure of transactions with the related parties are given below

**RELATED PARTY DISCLOSURES**

Related parties with whom transactions have taken place during the year

**Key Management Personnel**1. Mr Bhadresh Keshavji Thakkar  
2. Shibroor N Kamath**Holding Company**

1. Kremoint Pharma Private Limited

**Related Party**

1. Ritu Thakkar

**Related Party Transactions**

Amount Rs. in Lakhs

Particulars	F.Y.2017-18		F.Y.2016-17	
	Key Management Personnel	Related Party	Key Management Personnel	Related Party
<b>Remuneration/ Salary</b>				
Ritu Thakkar		3.60	-	3.60
<b>Medical expenses Paid</b>				
Bhadresh Thakkar		-	0.15	-
<b>Interest Paid</b>				
Bhadresh Thakkar		5.16	0.75	-
<b>Loan Received</b>				
Bhadresh Thakkar		60.00	60.00	-
<b>Loan repayment</b>				
Bhadresh Thakkar		60.00	60.00	-
Kremoint Pharma Private Limited				

**25 Taxation****Deferred Tax**

The deferred tax during the year due to timing difference is accounted using tax rates that have been enacted or substantially enacted ; the net difference arising thereon is debited to profit and loss account

The Break Up of Deferred Tax assets and Liabilities into major components at the year end is a below

Particulars	2017-18		2016-17	
	Liability	Asset	Liability	Asset
Depreciation	0.25	-	0.21	0

**26 Earning Per Share**

Earning per Share is calculated by dividing the profit attributable to equity share holders by the equity shares outstanding at the end of the year

Particulars	Mar-18	Mar-17
Profit after Tax	24,03,342.63	8,20,533.43
No of Equity Shares	1,000.00	1,000.00
Earning Per Share	2,403.34	820.53

**28 Explanation of transition to Ind as**

These financial statements are the first financial statements of the Company under Ind AS. The date of transition to Ind AS is April 1, 2016. The transition is carried out from Indian GAAP (previous GAAP) to Ind AS, notified under Section 133 of the Companies Act, 2013 [Companies (Indian Accounting Standards) Rules, 2015] and other relevant provisions of the Act. The Company has applied exceptions and exemptions in accordance with Ind AS 101 "First-time Adoption of Indian Accounting Standards".

**Optional exemptions availed:****1. Deemed Cost:**

Ind AS 101 permits a first-time adopter to elect to continue with the carrying value for all of its property, plant and equipment as recognised in the financial statements as at the date of transition to Ind AS, measured as per the previous GAAP and use that as its deemed cost as at the date of transition after making necessary adjustments for de-commissioning liabilities.

**Mandatory exceptions applied :****1. Estimates:**

An entity's estimates in accordance with Ind ASs at the date of transition to Ind AS shall be consistent with estimates made for the same date in accordance with previous GAAP (after adjustments to reflect any difference in accounting policies), unless there is objective evidence that those estimates were in error. Ind AS estimates as at 1st April 2016 are consistent with the estimates as at the same date made in conformity with previous GAAP except where Ind AS required a different basis for estimates as compared to the previous GAAP.

Signatures to Notes 1 to 28 forming part of Balance sheet and Statement of Profit and Loss

As per our Report of even date  
For Divyesh J Shah & Associates  
Chartered Accountants

Divyesh J Shah  
Proprietor  
M. No. 103610  
FRN : 118227W  
Place: Mumbai  
Date: 14/04/2018



For & on behalf of the Board

B. K. Thakkar

BHADRESH THAKKAR  
DIRECTOR

SHIBROOR N. KAMATH  
DIRECTOR